

“Stay Connected” with



HEYware Products

a PennEngineering® Company



HEYClip™ Wave Locks

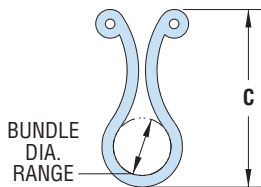
Wave Locks - Standard

BUNDLE DIAMETER RANGE		PART NO. Natural	DESCRIPTION	OVERALL HEIGHT C	
in.	mm.			in.	mm.
WL Series					
.13 - .15	3,2 - 3,8	12085	WL 125	.48	12,2
.16 - .24	4,1 - 6,1	12086	WL 200	.82	20,7
.20 - .30	5,1 - 7,6	12087	WL 250	.91	23,0
.30 - .40	7,6 - 10,2	12088	WL 350	1.03	26,2
.70 - .80	17,8 - 20,3	12091	WL 750	1.52	38,6

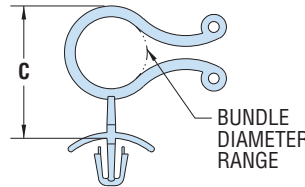
NEW!

- Part Description Key: WL XXX, where XXX = Average Bundle Diameter (inches).
- Barreled ends for greater holding power.
- Smooth rounded edges won't cut into cable's insulations - or installer's hand.
- Locking ends twist into place with fingertip pressure.

Standard color natural.



Wave Locks-Standard



Wave Locks-Arrowhead



Wave Locks - Side Entry - Arrowhead Mount

BUNDLE DIAMETER RANGE		PART NO. Natural	DESCRIPTION	OVERALL HEIGHT C	
in.	mm.			in.	mm.
WL-90 Series For .063" (1,6 mm) thick panels					
.50 - .60	12,7 - 15,2	12094	WLS 550-90	.90	22,8

Standard color natural. Natural 94V-0 material available, consult Heyco.

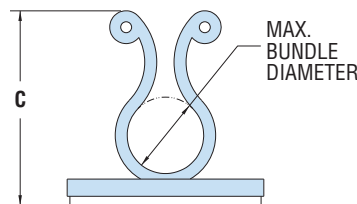
- Part Description Key: WLS XXX-90, where XXX = Average Bundle Diameter (inches).
- .187" (4,8 mm) diameter mounting hole.

Wave Locks - Adhesive Back Mount

MAXIMUM BUNDLE DIAMETER		PART NO. Natural	DESCRIPTION	PACKAGING		OVERALL HEIGHT C	
in.	mm.			Std. Pack	Small Pack †	in.	mm.
WL-A Series							
.30 - .40	7,6 - 10,2	12096	WL 350A	5000	25	1.10	27,9
.40 - .50	10,2 - 12,7	12097	WL 450A	5000	25	1.26	32,0
.70 - .80	17,8 - 20,3	12098	WL 750A	5000	25	1.61	40,9

Standard color natural.

† To order Small Packs, please add the suffix -P to Part No.; e.g., 12096-P.



Wave Locks-Adhesive

- Part Description Key: WL XXXA, where XXX = Average Bundle Diameter (inches).



Material	Nylon 6/6
Flammability Rating	94V-2
Temperature Range	32°F (0°C) 185°F (85°C)

Quick Specs