



SERIES: VSUU-150 | DESCRIPTION: AC-DC POWER SUPPLY

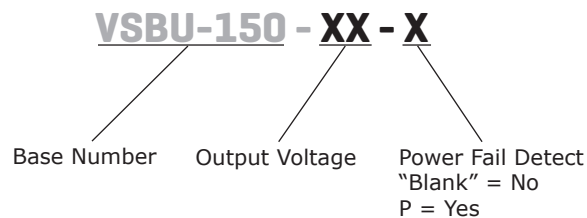
FEATURES

- wide input voltage range: 90~264 V ac, 47~63 Hz
- internal EMI filter
- single output
- input connector mates with Molex housing 09-50-3051 and Molex 2478 series crimp terminal
- output connector mates with Molex housing 09-50-3061 (or 09-50-3081) and Molex 2478 series crimp terminal
- output voltage available from 9 to 48 V dc
- input surge current and over load protection
- over voltage protection (crowbar design)
- size: 3 x 5 x 1.09 inches
- class I insulation
- 2 year warranty



MODEL	output voltage	output current	output power	ripple and noise	efficiency
	(Vdc)	max (A)	max (W)	max (mVp-p)	typ (%)
VSUU-150-9	9	16	144	90	80
VSUU-150-12	12	12.5	150	120	80
VSUU-150-15	15	10	150	150	80
VSUU-150-18	18	8.33	150	180	80
VSUU-150-24	24	6.25	150	240	80
VSUU-150-30	30	5	150	300	80
VSUU-150-36	36	4.17	150	360	80
VSUU-150-48	48	3.13	150	480	80

PART NUMBER KEY



INPUT

parameter	conditions/description	min	typ	max	units
voltage		90		264	Vac
frequency		47		63	Hz
current	at 115 Vac, full load			2.0	A
	at 230 Vac, full load			0.8	A
inrush current	at 115 Vac, 25°C, full load, cold start		16	20	A
	at 230 Vac, 25°C, full load, cold start		56	63	A
power factor correction	full load at 90 ~ 240 Vac	0.95	0.97	1.0	

OUTPUT

parameter	conditions/description	min	typ	max	units
line regulation	full load		0.5	1	%
load regulation	at 230 Vac		3	5	%
temperature coefficient	all output	-0.04		0.04	%/°C
transient response	full load to half load at 100 Vac			4	ms
start-up	full load at 100 Vac	0.3	1	2	s
hold-up	full load at 110 Vac	16			ms

PROTECTIONS

parameter	conditions/description	min	typ	max	units
over voltage protection		112		132	%
over current protection		110		150	%

SAFETY & COMPLIANCE

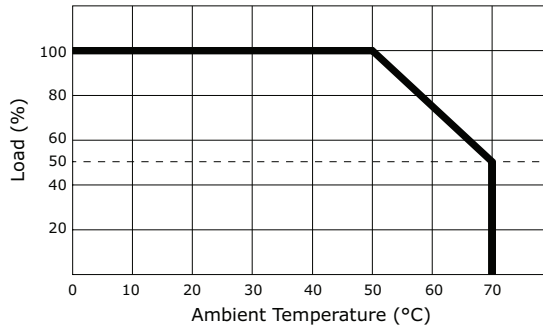
parameter	conditions/description	min	typ	max	units
isolation voltage	primary to secondary	4,242			Vdc
	primary to earth ground	2,121			Vdc
isolation resistance	test voltage of 500 Vdc	50			MΩ
safety approvals	UL/cUL, TUV-Baurart, CE, CISPR-22 class B, FCC part 15 class B, CB				
EMI/EMC	CISPR 22 class B, FCC part-15 class B				
leakage current	full load at 240 Vac		0.4	0.75	mA
RoHS compliant	yes				
MTBF		100,000			hrs

ENVIRONMENTAL

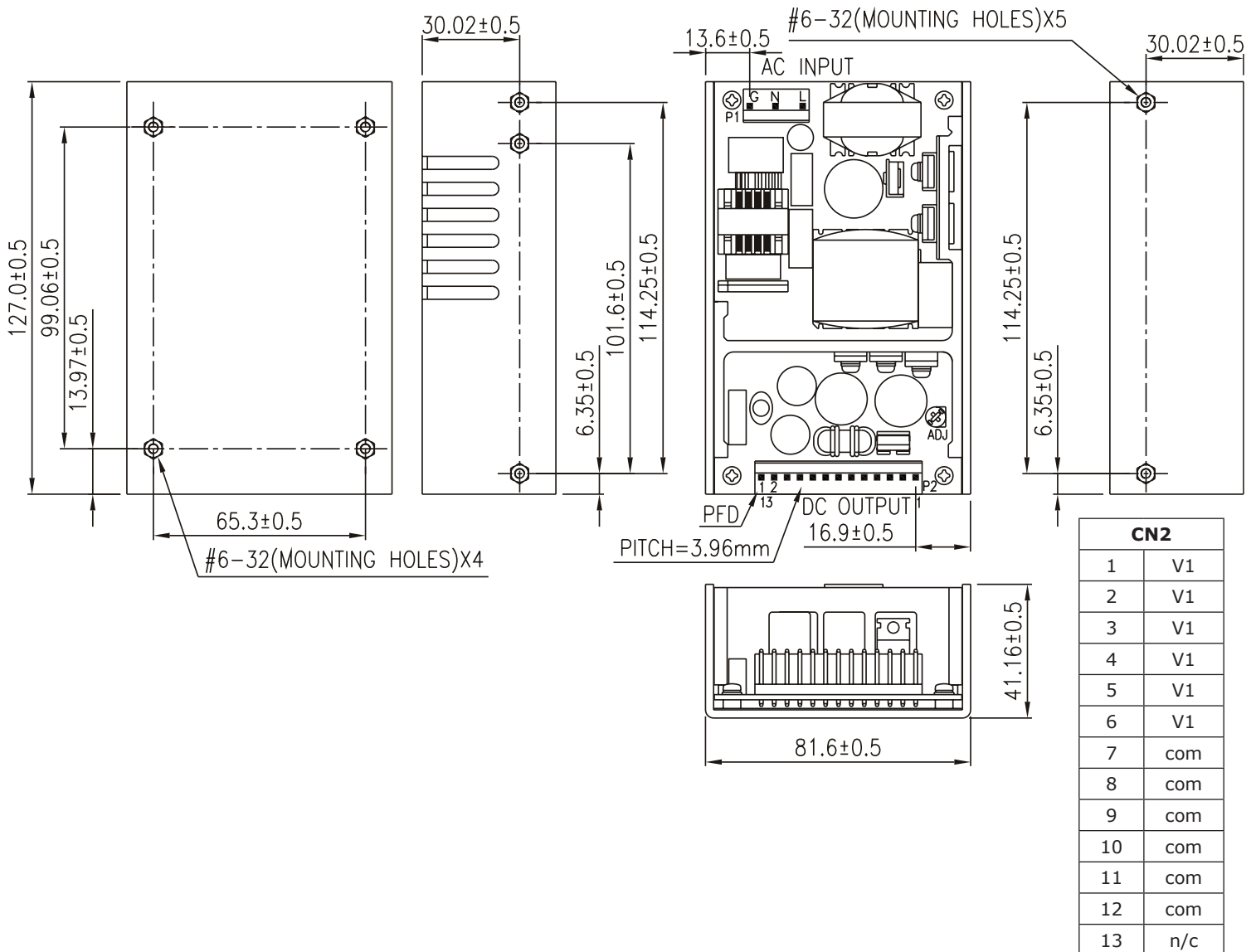
parameter	conditions/description	min	typ	max	units
operating temperature		0		70	°C
storage temperature		-40		85	°C
operating humidity		5		95	%
storage humidity		5		95	%

DERATING CURVES

output power vs. ambient temperature



MECHANICAL DRAWING



*pin 13 for optional power fail detect

REVISION HISTORY

rev.	description	date
1.0	initial release	11/19/2010
1.01	new template applied	07/13/2011
1.02	V-Infinity branding removed	08/22/2012
1.03	updated derating curve	02/12/2013

The revision history provided is for informational purposes only and is believed to be accurate.

**CUI INC**[®]

Headquarters
20050 SW 112th Ave.
Tualatin, OR 97062
800.275.4899

Fax 503.612.2383
cui.com
techsupport@cui.com

CUI offers a two (2) year limited warranty. Complete warranty information is listed on our website.

CUI reserves the right to make changes to the product at any time without notice. Information provided by CUI is believed to be accurate and reliable. However, no responsibility is assumed by CUI for its use, nor for any infringements of patents or other rights of third parties which may result from its use.

CUI products are not authorized or warranted for use as critical components in equipment that requires an extremely high level of reliability. A critical component is any component of a life support device or system whose failure to perform can be reasonably expected to cause the failure of the life support device or system, or to affect its safety or effectiveness.