

Surge Protection Made Simple™ for UL Applications

3-Pole BSP UL Series for 240 and 480Vac Three Phase 3 Wire Delta, 208, 480 and 600Vac Three Phase 3 Wire Wye and 240, 480Vac Impedance Grounded Systems



Description

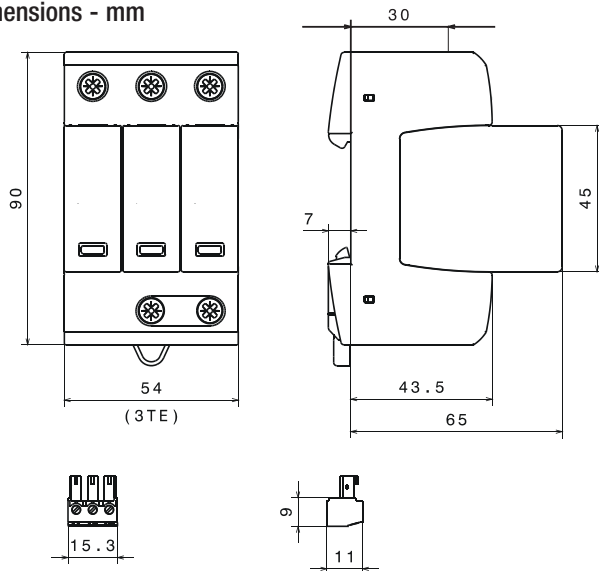
The Cooper Bussmann 3-pole UL modular surge arresters for 240 and 480 3-phase Delta, and 120/208, 277/480 and 347/600Vac 3-phase Wye systems feature local, *easyID™* visual indication and optional remote contact signaling. The unique module locking system fixes the protection module to the base part. Modules can be easily replaced without tools by simply depressing the release buttons. Integrated mechanical coding between the base and protection module ensures against installing an incorrect replacement module.

- Surge arrester according to UL 1449 3rd Edition, Type 2 Component Assembly helps meet UL 508A requirements
- Heavy-duty zinc oxide varistors for high discharge capacity
- "Thermo Dynamic Control" SPD monitoring device ensures high reliability against surge events
- Module locking system with module release button make module replacement easy without tools
- Up to 200kA Short-Circuit Current Rating (SCCR) make higher *assembly* SCCR ratings possible
- Optional remote signaling of all protection modules make status monitoring easy and accurate in any monitoring scheme
- No upstream overcurrent protection necessary to make installation easier and more economical
- Vibration and shock tested according to EN 60068-2 to withstand harsh environments

Optional Remote Signaling Contact

The remote signaling contact versions have a floating changeover contact for use as a break or make contact for easy adoption in any monitoring application.

Dimensions - mm




Shown with optional remote contact signaling



BSPM3208WYG
BSPM3480WYG
BSPM3600WYG
BSPM3240DLG
BSPM3480DLG



easyID™
Visual Status Indication

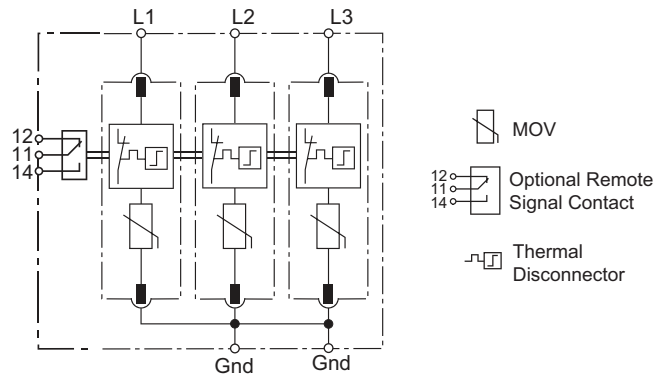


Remote Signal Contact Available



SCCR Rated BSP UL Series (Type 2)

Circuit Diagrams



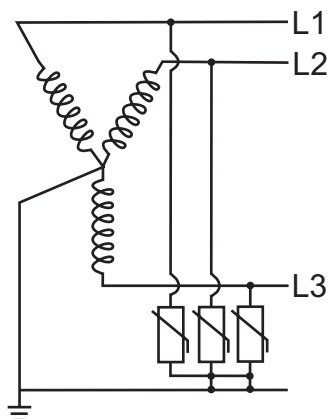
**BSPM3208WYG, BSPM3480WYG, BSPM3600WYG,
BSPM3240DLG, BSPM3480DLG***

Shown with optional remote contact signaling

* For remote signaling contact, add "R" suffix to the part number. E.g., BSPM3480DLGR

ORDERING INFORMATION					
Nominal System Voltage	120/208Vac	240Vac	277/480Vac	480Vac	347/600Vac
Max. Continuous Operating AC Voltage MCOV [L-G/L-L]	275/550Vac	275/550Vac	385/770Vac	600/1200Vac	600/1200Vac
Catalog Numbers:	Without Remote Signaling	BSPM3208WYG	BSPM3240DLG	BSPM3480WYG	BSPM3480DLG
	With Remote Signaling	BSPM3208WYGR	BSPM3240DLGR	BSPM3480WYGR	BSPM3480DLGR
Replacement Module	MOV Technology	BPM275UL	BPM275UL	BPM385UL	BPM600UL
SPECIFICATIONS					
Rated Voltage	120-127Vac, 208-220Vac	240Vac	277/480Vac	480Vac	347/600Vac
Voltage Protection Rating V_{PR} [L-G/L-L]	1kV/1.8kV	1kV/1.8kV	1.5kV/2.5kV	2kV/4kV	2kV/4kV
SCCR	200kA	200kA	200kA	125kA	125kA
Nominal Discharge Current I_n (kA)	20kA				
Max. Discharge Current I_{max} (kA)	40kA				
Response Time t_A	≤ 25 ns				
Frequency	50/60Hz				
Number of Poles	3				
Number of Wires/Connection Points	3 Wires / 4 Connection Points				
Operating Temperature Range	-40°C to +80°C				
Operating State/Fault Indication	Green (good) / Red (replace)				
Cross-Sectional Area (min.)	14AWG - Cu Stranded, Solid or Fine				
Cross-Sectional Area (max.)	2AWG - Cu Solid or Stranded, 4AWG - Cu Fine				
Terminal Torque	45 lb-in				
For Mounting On	35mm DIN-Rail per to EN 60715				
Enclosure Material	Thermoplastic, UL 94V0				
Degree of Protection	IP20 (finger-safe)				
Location Category	Indoor				
Capacity	3 Mods, DIN 43880				
Application	UL Type 2 Component Assembly				
Standard	UL 1449, 3 rd Edition				
Agency Information	cURus, RoHS Compliant				
Product Warranty	Five Years*				
REMOTE CONTACT SIGNALING					
Remote Contact Signaling Type	Changeover Contact				
AC Switching Capacity (Volts/Amps)	250V/0.5A				
DC Switching Capacity (Volts/Amps)	250V/0.1A; 125V/0.2A; 75V/0.5A				
Conductor Ratings and Cross-Sectional Area for Remote Contact Signal Terminals	60/75°C Max. 1.5mm ² /14AWG Solid/Flexible				
Ordering Information	Order from Catalog Numbers Above				

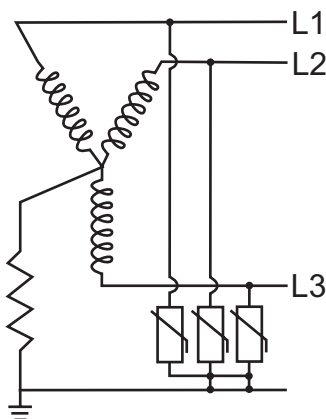
* See Cooper Bussmann SPD Limited Warranty Statement (3A1502) for details at www.cooperbussmann.com/surge.



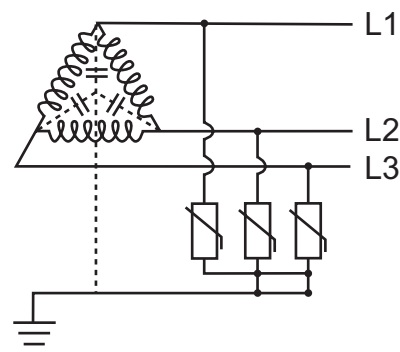
208, 480, 600Vac

Wye 3-Phase, 3 Wire + Ground

BSPM3208WYG, BSPM3480WYG, BSPM3600WYG



208V, 480V, 600Vac



240, 480Vac

Delta 3-Phase, 3 Wire + Ground
BSPM3240DLG, BSPM3480DLG

The only controlled copy of this Data Sheet is the electronic read-only version located on the Cooper Bussmann Network Drive. All other copies of this document are by definition uncontrolled. This bulletin is intended to clearly present comprehensive product data and provide technical information that will help the end user with design applications. Cooper Bussmann reserves the right, without notice, to change design or construction of any products and to discontinue or limit distribution of any products. Cooper Bussmann also reserves the right to change or update, without notice, any technical information contained in this bulletin. Once a product has been selected, it should be tested by the user in all possible applications.