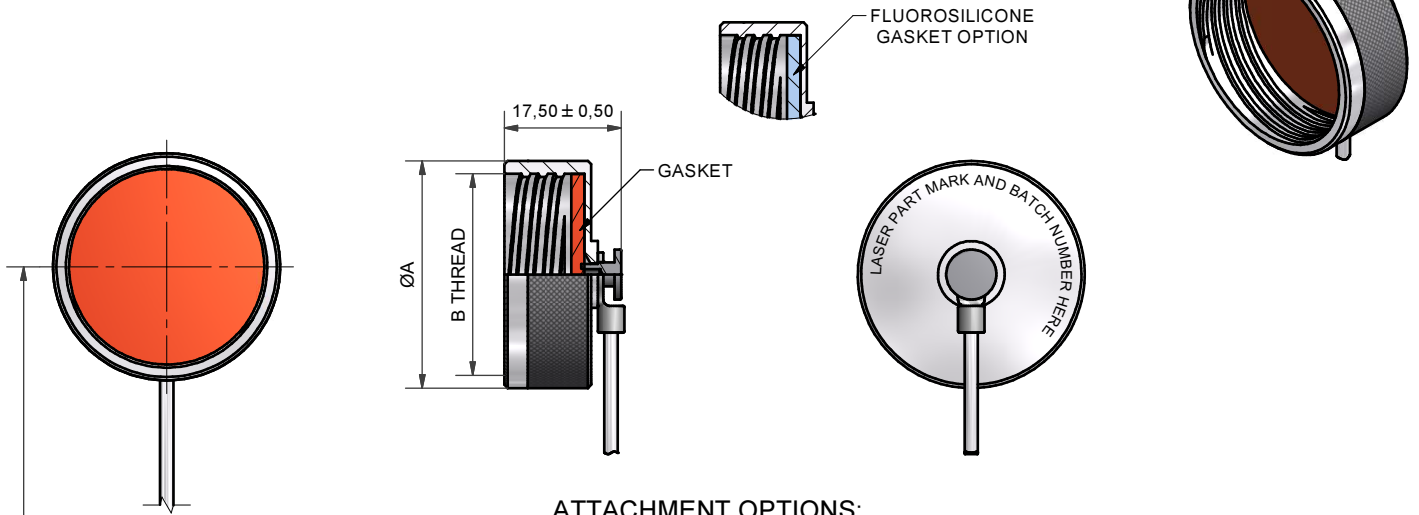


WITH ATTACHMENT



ATTACHMENT OPTIONS:



OMIT FOR NO ATTACHMENT  
(SEE SHEET 2)

100P160-17-1-C-WR4-17

SERIES \_\_\_\_\_  
 INSERT 'F' FOR \_\_\_\_\_  
 FLUOROSILICONE GASKET  
 OMIT FOR STANDARD  
 SILICONE GASKET  
 SHELL SIZE (TABLE 1) \_\_\_\_\_  
 MATERIAL (TABLE 5) \_\_\_\_\_  
 FINISH (TABLE 6) \_\_\_\_\_  
 LANYARD TYPE (TABLE 4) \_\_\_\_\_  
 LANYARD LENGTH (IN INCHES) \_\_\_\_\_  
 +1,0"/-0" TOLERANCE  
 ATTACHMENT (SEE ABOVE) \_\_\_\_\_

|             |          |                    |   |   |             |  |                  |
|-------------|----------|--------------------|---|---|-------------|--|------------------|
| DRAWN       | W.RUST   | DATE<br>12/02/2014 |   | <b>POLAMCO</b><br>WESTON LOCK<br>LOWER BRISTOL ROAD<br>BATH BA2 1EP | PAGE 1 OF 4 | UNLESS OTHERWISE SPECIFIED<br>ALL DIMENSIONS IN<br>MILLIMETRES |                  |
| SALES APPR  |          |                    |   |   |             | ASSY USED ON: MIL-DTL-38999 SERIES III                         | MATERIAL         |
| DESIGN APPR |          |                    | THIS DRAWING IS<br>COPYRIGHT AND THE<br>PROPERTY OF<br>POLAMCO LTD<br>IT MUST NOT BE COPIED,<br>USED FOR MANUFACTURE<br>OR OTHERWISE<br>DISCLOSED WITHOUT<br>PRIOR WRITTEN CONSENT<br>OF THE COMPANY. | <b>TITLE:</b><br><br>RECEPTACLE PROTECTION CAP                      | SEE TABLE 5 |  |                  |
| QUAL APPR   |          |                    |   |   |             | <b>PART NUMBER:</b><br><br>100P160 SERIES                      | NCAGE CODE U5792 |
| ISSUE<br>9  | REV<br>3 | DCR<br>3969        |   |   |             |  | WEIGHT<br>---    |

TABLE 1

| SHELL SIZE | ØA MAX | B THREAD            |
|------------|--------|---------------------|
| 09         | 21,0   | 0.625-0.1P-0.3L-TS  |
| 11         | 24,5   | 0.750-0.1P-0.3L-TS  |
| 13         | 28,0   | 0.875-0.1P-0.3L-TS  |
| 15         | 30,0   | 1.000-0.1P-0.3L-TS  |
| 17         | 34,0   | 1.1875-0.1P-0.3L-TS |
| 19         | 37,0   | 1.250-0.1P-0.3L-TS  |
| 21         | 40,0   | 1.375-0.1P-0.3L-TS  |
| 23         | 43,0   | 1.500-0.1P-0.3L-TS  |
| 25         | 47,0   | 1.625-0.1P-0.3L-TS  |

TABLE 2

| EYELET REF. | ØF  |
|-------------|-----|
| 01          | 3,2 |
| 02          | 3,7 |
| 03          | 4,3 |
| 04          | 5,3 |
| 05          | 6,4 |

TABLE 3

| RING REF. | ØE MAX |
|-----------|--------|
| 09        | 18,0   |
| 11        | 21,4   |
| 13        | 25,8   |
| 15        | 28,8   |
| 17        | 32,0   |
| 19        | 35,0   |
| 21        | 38,3   |
| 23        | 41,7   |
| 25        | 44,6   |

TABLE 4

| CODE | LANYARD TYPE  |
|------|---|
| WR   | NYLON COVERED (CLEAR) STAINLESS STEEL WIRE ROPE       |
| TC   | TEFLON COVERED (CLEAR) STAINLESS STEEL WIRE ROPE      |
| WG   | TEFLON COVERED (OLIVE DRAB) STAINLESS STEEL WIRE ROPE |
| WB   | TEFLON COVERED (BLACK) STAINLESS STEEL WIRE ROPE      |
| WRB  | PVC COVERED (BLACK) STAINLESS STEEL WIRE ROPE         |
| LC   | LINK CHAIN  |
| BK   | BLACK CORD  |
| VGB  | 1,5mm BLACK POLYESTER CORD EQV. TO DIN83330-E1,5      |
| B    | BEAD CHAIN  |
| R    | OLIVE DRAB POLYESTER CORD                             |
| NB   | OLIVE DRAB NYLON CORD                                 |
| NK   | BLACK NYLON CORD                                      |

TABLE 5

| CODE | MATERIAL                | GASKET MATERIAL |
|------|-------------------------|-----------------|
| 1    | ALUMINIUM               | SILICONE        |
| 2    | NICKEL ALUMINIUM BRONZE | SILICONE        |
| 4    | STAINLESS STEEL         | VITON           |
| 7    | BLACK ACETAL            | SILICONE        |
| 74   | COMPOSITE               | SILICONE        |

LIST NOT EXHAUSTIVE, SEE MATERIAL TABLE FOR OTHER OPTIONS

TABLE 6

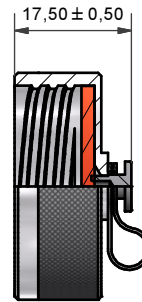
| PLATING CODE | PLATING DESCRIPTION  | ROHS COMPLIANT             | ENVIRONMENT PROTECTION/ CONDUCTIVITY   |
|--------------|--|----------------------------|--|
| B            | CADMIUM, OLIVE DRAB (5-10 MICRONS) QQ-P-416, TYPE II, CLASS 3 OVER ELECTROLESS NICKEL                      | YES (SUBJECT TO EXEMPTION) | CONDUCTIVE 500 HRS SALT SPRAY. EXEMPTION APPLICABLE FOR AEROSPACE / MILITARY APPLICATIONS. SEE ROHS WEBSITES FOR MORE INFORMATION. |
| C            | ELECTROLESS NICKEL, AMS-C-26074, CLASS 4, GRADE B  | YES                        | CONDUCTIVE   |
| J            | PASSIVATE, PER QQ-P-35 OR MI-S-5002  | YES                        | ROHS COMPLIANT   |
| U            | UNPLATED CLEAN FINISH NOT SHOT BLASTED   | YES                        | CONDUCTIVE   |
| Z            | SHOT BLAST FOR NON-REFLECTIVE FINISH   | YES                        | CONDUCTIVE   |
| ZB           | ZINC COBALT (5-10 MICRONS) OVER ELECTROLESS NICKEL (2,5-7,5 MICRONS) WITH A OLIVE DRAB CHROMATE CONVERSION | YES                        | CONDUCTIVE 350 HRS SALT SPRAY  |
| ZN           | ZINC NICKEL BLACK PASSIVATE (5-12 MICRONS) OVER ELECTROLESS NICKEL (8-12 MICRONS), ASTM B 841 CLASS 1      | YES (SUBJECT TO TESTING)   | ROHS COMPLIANT (SUBJECT TO TESTING)  |

LIST NOT EXHAUSTIVE, SEE PLATING TABLE FOR OTHER OPTIONS

WITHOUT ATTACHMENT



100P160-17-1-C  
NO ATTACHMENT VERSION



100P160-17-1-C-EO  
EYELET ONLY VERSION  
(NO LANYARD)

|             |   |                    |   |   |  |  |                       |
|-------------|---|--------------------|---|---|--|--|-----------------------|
| DRAWN       | W.RUST  | DATE<br>12/02/2014 | 3RD ANGLE PROJECTION NOT TO SCALE   | WESTON LOCK<br>LOWER BRISTOL ROAD<br>BATH BA2 1EP | PAGE 2 OF 4                            | UNLESS OTHERWISE SPECIFIED<br>ALL DIMENSIONS IN<br>MILLIMETRES |                       |
| SALES APPR  |   |                    |   |   | ASSY USED ON: MIL-DTL-38999 SERIES III | MATERIAL<br>SEE TABLE 5  |                       |
| DESIGN APPR |   |                    | THIS DRAWING IS COPYRIGHT AND THE PROPERTY OF POLAMCO LTD. IT MUST NOT BE COPIED, USED FOR MANUFACTURE OR OTHERWISE DISCLOSED WITHOUT PRIOR WRITTEN CONSENT OF THE COMPANY. | <b>TITLE:</b><br>RECEPTACLE PROTECTION CAP        | NCAGE CODE U5792                       |  |                       |
| QUAL APPR   |   |                    |   |   |  | <b>PART NUMBER:</b><br>100P160 SERIES                          | DRAWING NO:<br>P10523 |
| ISSUE 9     | REV 3   | DCR 3969           |   |   |  |  |                       |
| WEIGHT      | GENERAL TOL<br>LINEAR +/-0.1MM<br>ANGULAR +/-1° |                    |   |   |  |  |                       |


OPTIONAL GASKET:



OMIT FOR NO ATTACHMENT  
(SEE SHEET 2)

100P160-17-1-C-WR4-17-EPDM

- SERIES
- SHELL SIZE (TABLE 1)
- MATERIAL (TABLE 5)
- FINISH (TABLE 6)
- LANYARD TYPE (TABLE 4)
- LANYARD LENGTH (IN INCHES)  
+1,0"/-0" TOLERANCE
- ATTACHMENT (SEE ABOVE)
- EPDM GASKET

|                |   |                    |   |   |             |  |
|----------------|---|--------------------|---|---|-------------|--|
| DRAWN          | W.RUST  | DATE<br>12/02/2014 | 3RD ANGLE<br>PROJECTION<br>NOT TO SCALE   |  <b>POLAMCO</b><br>WESTON LOCK<br>LOWER BRISTOL ROAD<br>BATH BA2 1EP | PAGE 3 OF 4 | UNLESS OTHERWISE SPECIFIED<br>ALL DIMENSIONS IN<br>MILLIMETRES |
| SALES<br>APPR  |   |                    | THIS DRAWING IS<br>COPYRIGHT AND THE<br>PROPERTY OF<br>POLAMCO LTD<br>IT MUST NOT BE COPIED,<br>USED FOR MANUFACTURE<br>OR OTHERWISE<br>DISCLOSED WITHOUT<br>PRIOR WRITTEN CONSENT<br>OF THE COMPANY. | ASSY USED ON: MIL-DTL-38999 SERIES III  |             | MATERIAL   |
| DESIGN<br>APPR |   |                    |   | TITLE:<br><b>RECEPTACLE PROTECTION CAP</b>  |             | SEE TABLE 5  |
| QUAL<br>APPR   |   |                    |   | PART NUMBER:<br><b>100P160 SERIES</b>   |             | NCAGE CODE U5792   |
| ISSUE<br>9     | REV<br>3  | DCR<br>3969        |   |   |             | DRAWING NO:<br>P10523  |
| WEIGHT<br>---  | GENERAL TOL<br>LINEAR +/-0.1MM<br>ANGULAR +/-1° |                    |   |   |             |  |

WITH PLATED ACCESSORIES



100P160-17-1-C2-WR4-17

- SERIES \_\_\_\_\_
- SHELL SIZE (TABLE 1) \_\_\_\_\_
- MATERIAL (TABLE 5) \_\_\_\_\_
- FINISH (TABLE 6) \_\_\_\_\_
- PLATED EYELETS, RIVETS AND RINGS - AVAILABLE FOR PLATING CODES B, C, ZB, ZN (SEE NOTE) \_\_\_\_\_
- LANYARD TYPE (TABLE 4) \_\_\_\_\_
- LANYARD LENGTH (IN INCHES) +1,0"/-0" TOLERANCE \_\_\_\_\_
- ATTACHMENT (SEE ABOVE) \_\_\_\_\_

NOTE:  
1. ALL COMPONENTS INDICATED TO BE PLATED THE SAME AS CAP WHEN CODE "2" IS INSERTED IN THE PART NUMBER

|             |   |                    |   |   |  |  |
|-------------|---|--------------------|---|---|--|--|
| DRAWN       | W.RUST  | DATE<br>12/02/2014 | 3RD ANGLE PROJECTION NOT TO SCALE   | <b>POLAMCO</b><br>WESTON LOCK<br>LOWER BRISTOL ROAD<br>BATH BA2 1EP | PAGE 4 OF 4                            | UNLESS OTHERWISE SPECIFIED ALL DIMENSIONS IN MILLIMETRES |
| SALES APPR  |   |                    |   |   | ASSY USED ON: MIL-DTL-38999 SERIES III | MATERIAL   |
| DESIGN APPR |   |                    | THIS DRAWING IS COPYRIGHT AND THE PROPERTY OF POLAMCO LTD. IT MUST NOT BE COPIED, USED FOR MANUFACTURE OR OTHERWISE DISCLOSED WITHOUT PRIOR WRITTEN CONSENT OF THE COMPANY. | TITLE:  | SEE TABLE 5                            |  |
| QUAL APPR   |   |                    |   | RECEPTACLE PROTECTION CAP   | NCAGE CODE U5792                       |  |
| ISSUE 9     | REV 3   | DCR 3969           |   | PART NUMBER:  | DRAWING NO: P10523                     |  |
| WEIGHT ---  | GENERAL TOL<br>LINEAR +/-0.1MM<br>ANGULAR +/-1° |                    |   | 100P160 SERIES  |  |  |