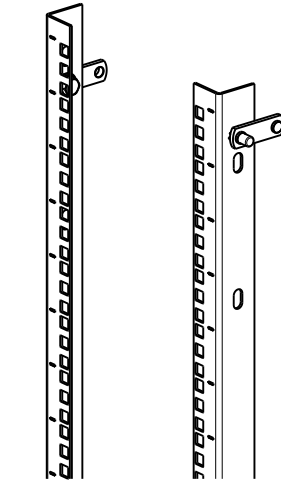
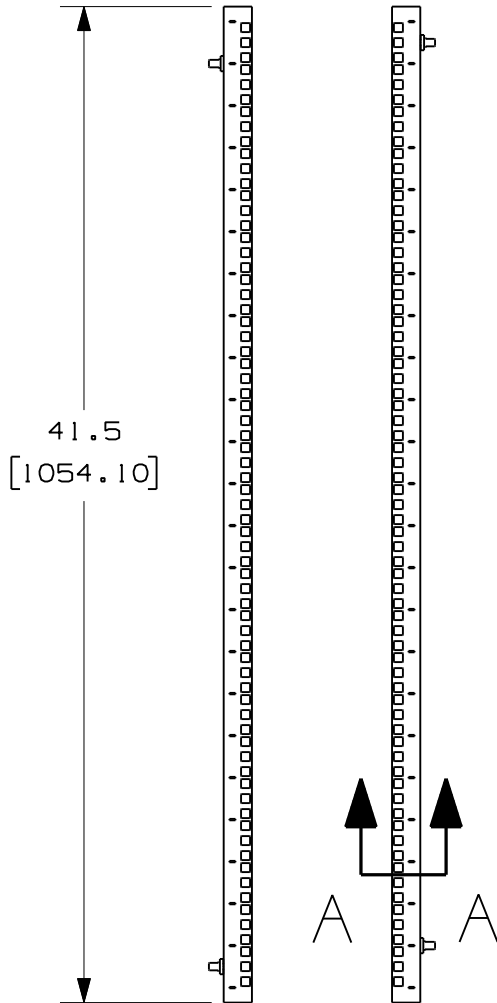
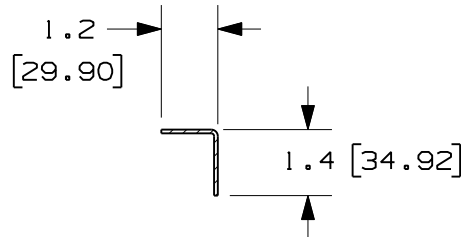


THIS COPY IS PROVIDED ON A RESTRICTED BASIS AND IS NOT TO BE USED IN ANY WAY DETRIMENTAL TO THE INTERESTS OF PANDUIT CORP.

PANDUIT P/N	WEIGHT
CNRCS	5.5 LBS/EACH 2.5 kg/EACH



DETAIL OF RAILS



SECTION A - A  
SCALE 1:4

NOTES:

- VISIT OUR ON-LINE CATALOG AT [WWW.PANDUIT.COM](http://WWW.PANDUIT.COM) FOR A CURRENT LIST OF PRODUCTS APPLICABLE FOR USE WITH THIS PART.
- COMPONENTS:  
1- LEFT CABINET CAGE NUT EQUIPMENT RAIL  
1- RIGHT CABINET CAGE NUT EQUIPMENT RAIL  
1- HARDWARE MOUNTING KIT
- DIMENSIONS IN PARENTHESIS ARE METRIC (mm).
- CAN BE USED WITH ANY 19" EIA STANDARD COMPONENT IN ADDITION TO ALL PANDUIT HORIZONTAL CABLE MANAGEMENT AND PATCH PANEL PRODUCTS.
- 23 AVAILABLE RACK SPACES.
- EIA UNIVERSAL HOLE PROGRESSION: .625", .625", .500", .625", .625", .500"...ETC
- RACK UNIT INDEX MARKS ARE CLEARLY PRINTED ON EACH RAIL.
- FOR USE ON 42RU AND 45RU NET-ACCESS CABINETS.

MODEL FILENAME	V10647AC/02.PRT
CAD FILENAME/LAYERS	V10647AC_DC/02A.PRT
<h1>PANDUIT</h1> CORP. TINLEY PARK, ILLINOIS	
<b>23 RU CAGE NUT EQUIPMENT RAILS (CNRCS) CUSTOMER DRAWING</b>	

REV	DATE	BY	CHK	DESCRIPTION	ECN	R	CUST	SUP	OTH	UNLESS OTHERWISE SPECIFIED, DIMENSIONAL TOLERANCES ARE: INCHES X.X +/- 0.06 X.XX +/- 0.03 X.XXX +/- 0.015	[METRIC - MILLIMETER] X +/- 1.5 X.X +/- 0.8 X.XX +/- 0.4	ANGLE +/- 1°	UNLESS OTHERWISE SPECIFIED, ALL DIMENSIONS ARE GIVEN IN INCHES, THIRD ANGLE PROJECTION.
O2A	9-16-11	LEE	BSN	A. MODEL REVISED	V10647AC-DC		JDWE			DRAWN BY PIP	MAT'L:	SCALE NONE	
O1A	12-4-08	PIP	RMA	RELEASED TO PRODUCTION	V10647AC-DC		KRKE			DATE 12-4-08		DRAWING NO. V10647AC-DC	DWG A SIZE
										CHK'D RMA			