



Fume Cube Max

Recirculating fume extraction is now extremely important with the rising concern for our environment and employee safety. Purex Fume Extractors provide not only a flexible and portable process for plant redesigns and expansions, but also a more stable process by providing a controlled airflow to remove harmful fumes. All this while eliminating the added costs of building modifications, increased air handling systems and lost energy.

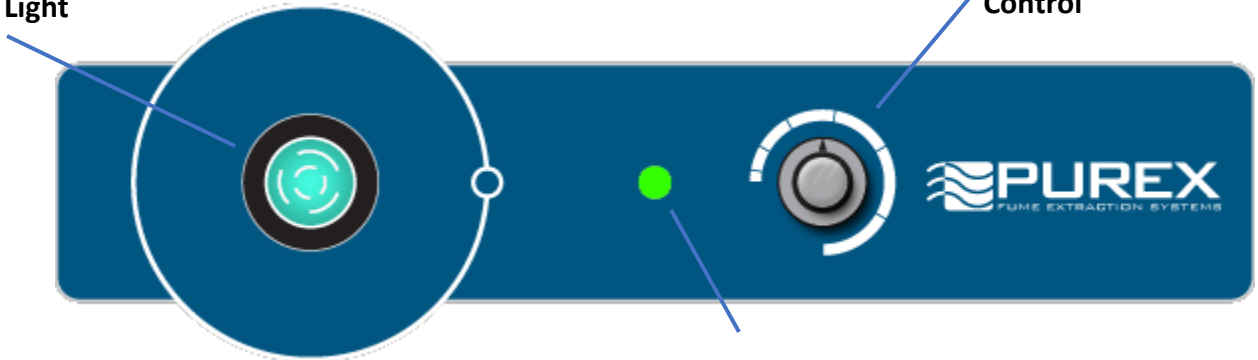
## Purex Systems

- ❖ Automatic Flow Control maintains constant extraction rate
- ❖ Adjustable Air Flow extends filter life
- ❖ Blocked Filter Warning
- ❖ Easy to change filters
- ❖ Quiet operation
- ❖ Reverse Air Flow prevents condensation and extends filter life
- ❖ HEPA filtration removes 99.997% of particles down to .3 microns
- ❖ Gas and particle sensors on exhaust
- ❖ Filter Blocked Monitor
- ❖ Remote Machine Interface
- ❖ Welded stainless steel construction
- ❖ Continuous run brushless motors
- ❖ Low energy consumption

# FumeCube Max

Power Switch w/  
Indicator Light

Variable Speed  
Control



Filter Status  
Indicator

## Main Filter Options



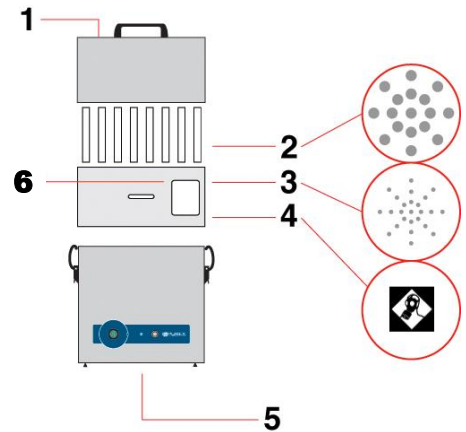
HEPA/Chemical  
Chemical

110507EB  
110504EB

## Pre-Filter



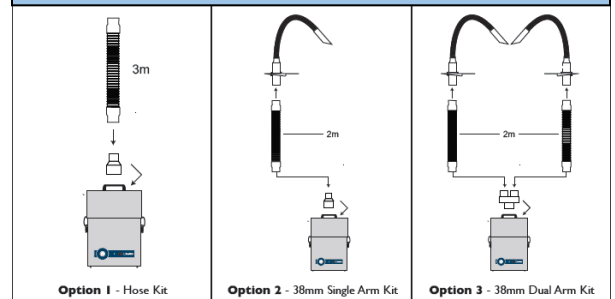
F8/F9 Composite >95% eff .5-1  $\mu$  111124EB



- 1) Dual Air inlet
- 2) Pre-filter
- 3) Main filter (HEPA Location)
- 4) Main filter (Carbon Location)
- 5) Clean air return
- 6) Filter I.D. label

	FumeCube Max
Model	071252EB
Voltage (50hz/60Hz)	100-230V
Wattage	.14 kW
Airflow	140 cfm (238 m <sup>3</sup> /Hr)
Vacuum	13 inwg (3.2 kPa)
Air Inlet	80mm Safe Seal
-Sound Rating	59 dBA
Dimensions (L/W/H)	12.15in x 13in x 19in
Weight	31 lbs

## Hose and Arm Kits Available



Option 1 - Hose Kit

Option 2 - 38mm Single Arm Kit

Option 3 - 38mm Dual Arm Kit