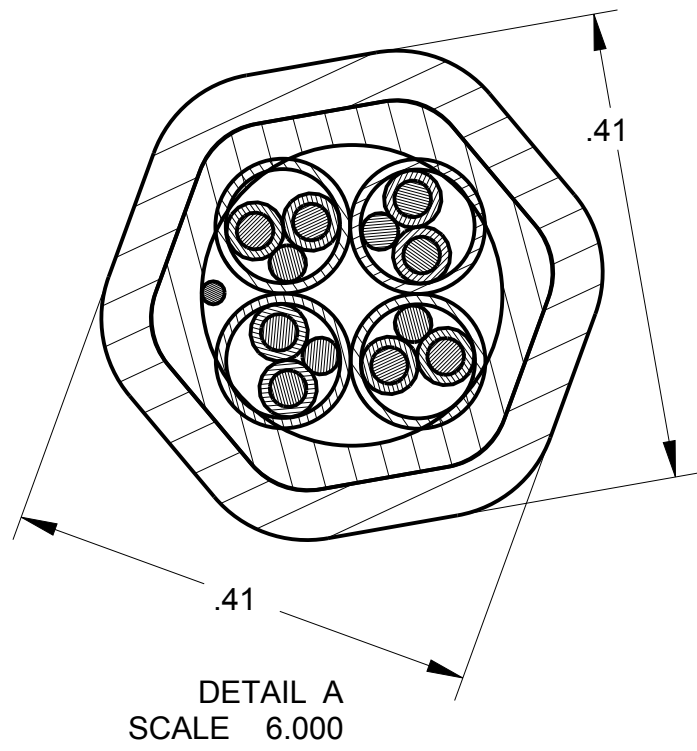
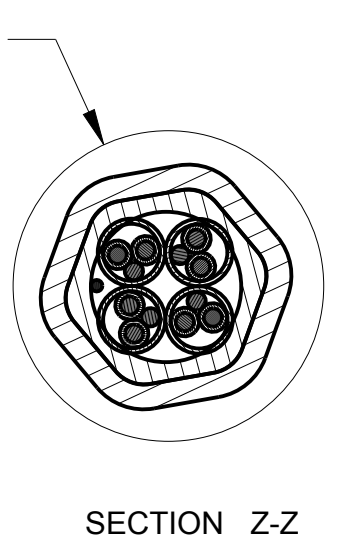
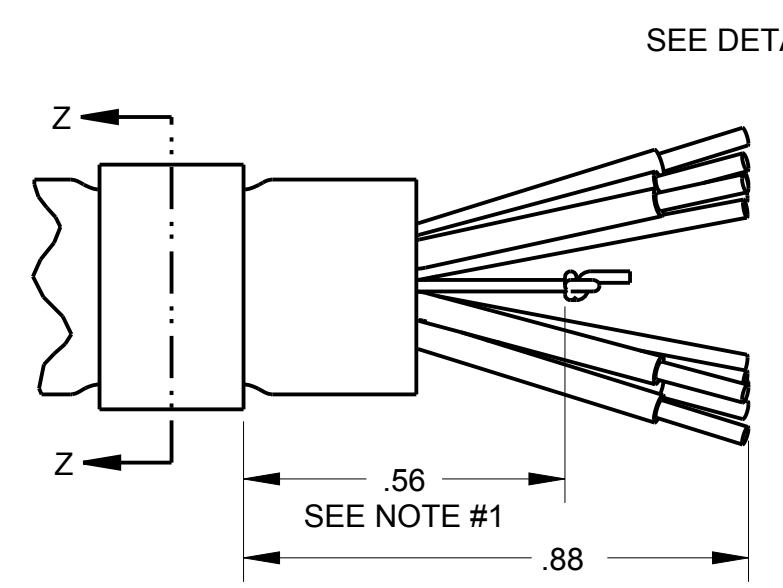
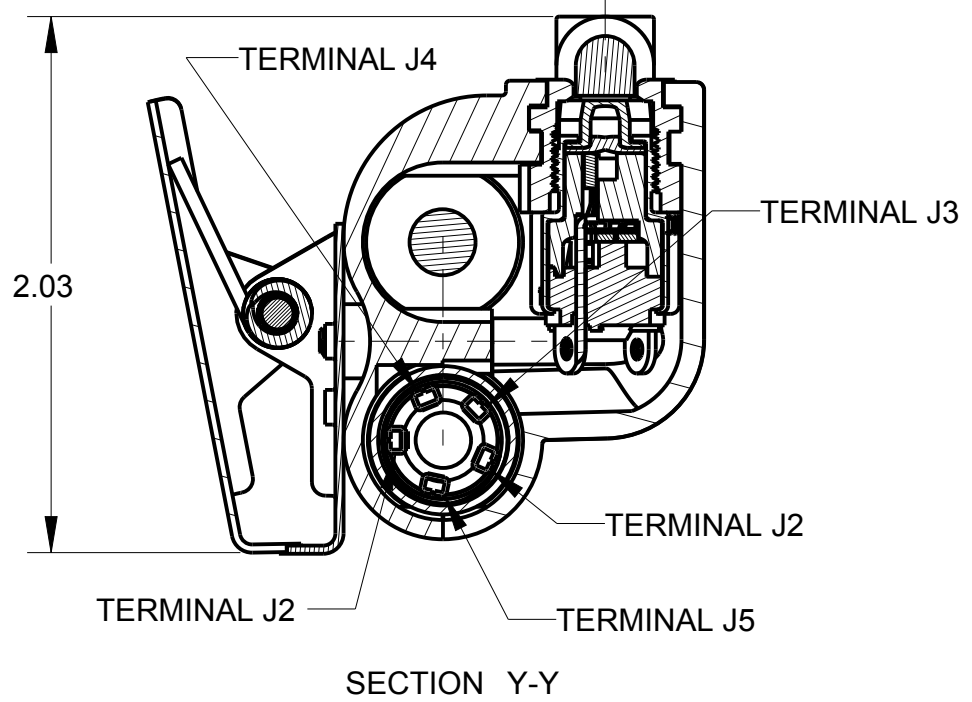
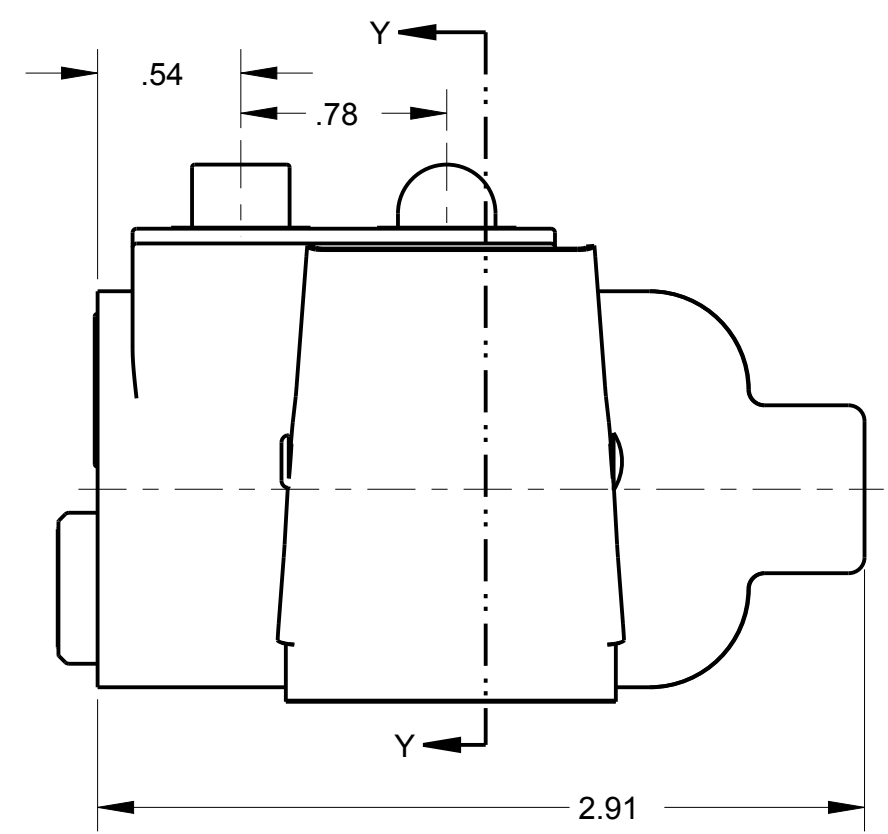
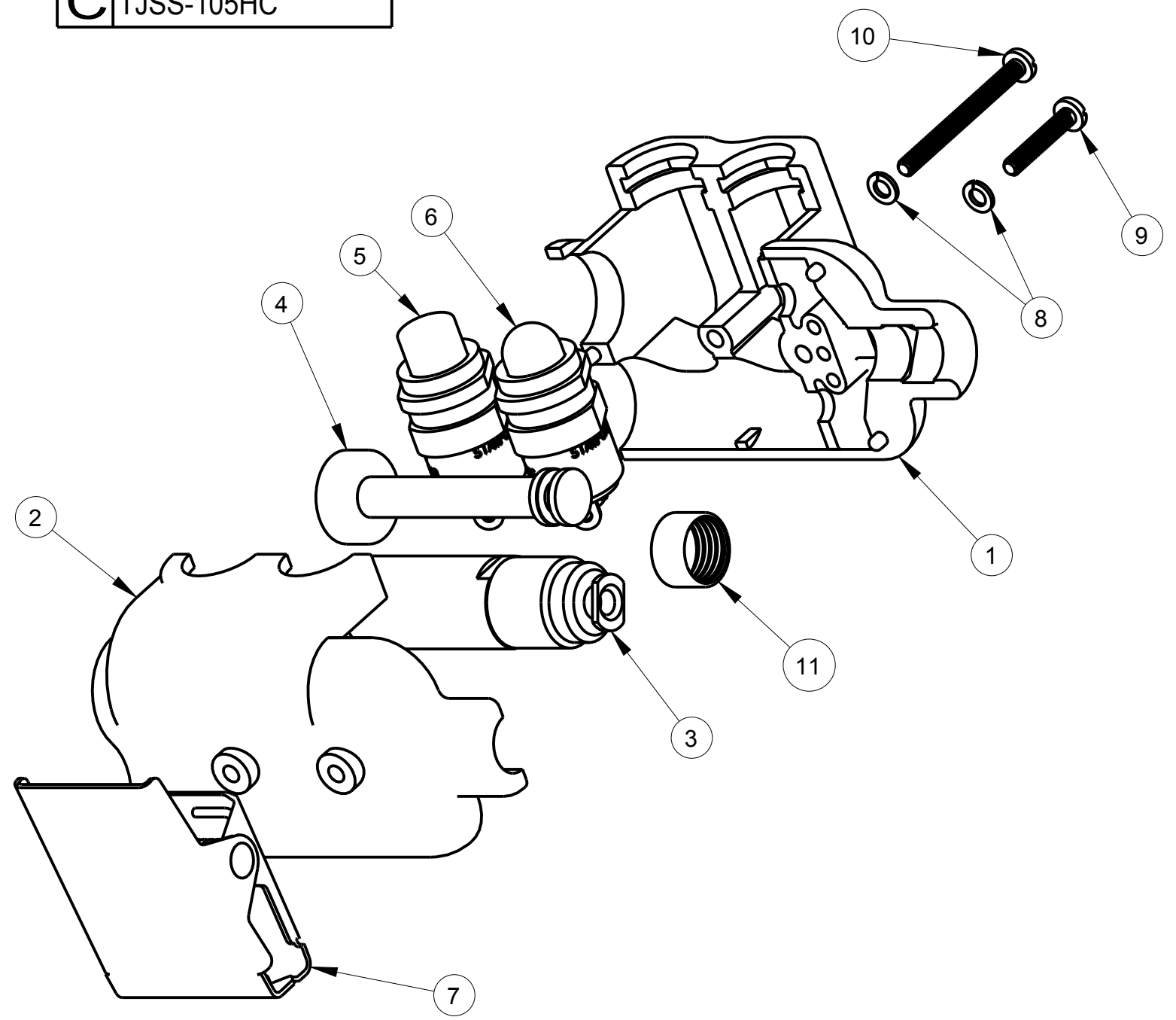
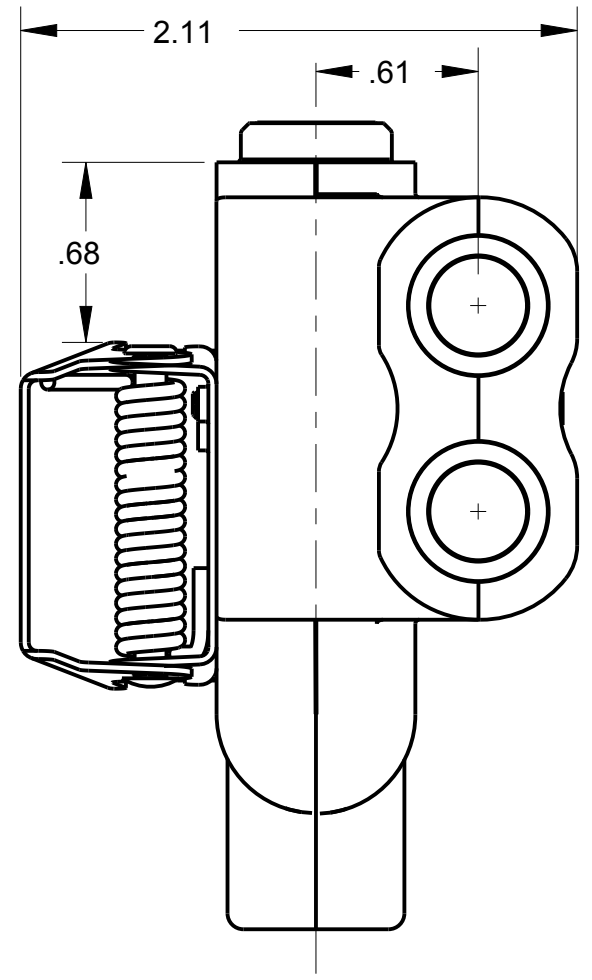


ITEM #	PART #	QTY	DESCRIPTION
1	TJSS-106-1HC	1	SHELL, HALF
2	TJSS-106-2HC	1	SHELL, HALF
3	TJ-110-21	1	JACK ASSEMBLY
4	TJSS-106-11	1	FILLER, PLUG
5	NX301LB1B	1	SWITCH MOMENTARY
6	NX301LB1G	1	SWITCH MOMENTARY
7	TJS-104-3A	1	STAINLESS STEEL CLIP ASSEMBLY
8	TJ-106-13	2	#4 WASHER, LOCK
9	TJS-106-19	1	SCREW
10	TJSS-106-3	1	SCREW
11	TJSS-106-12	1	CRIMP RING

C TJSS-105HC



NOTES:
 1) STAY CORD - VARNISH KNOT
 2) STRAIN RELIEF CLAMP TJSS-106-12 AFTER CRIMPING. USE DANIELS HX4 CRIMP TOOL & Y146 DIE SET

THIS DOCUMENT CONTAINS PROPRIETARY INFORMATION OF NEXUS, INCORPORATED AND SUCH INFORMATION MAY NOT BE DISCLOSED TO OTHERS FOR ANY PURPOSE OR USED FOR ANY PURPOSE WITHOUT THE WRITTEN CONSENT OF NEXUS.

				DWN.BY	HR	DATE	Jun-13-14	MATERIAL	
				CHECKED BY		DATE		FINISH	
				APPR.BY		DATE		WEIGHT	SCALE = 1.00 :1
				UNLESS OTHERWISE SPECIFIED DIMENSIONS ARE IN INCHES & OR (mm)				TITLE JACK-TELEPHONE-BIAXIAL SHIELDED 5-CONDUCTOR WITH 2 SWITCHES	
				TOLERANCES:				NEXUS STAMFORD, CONN	
				DECIMAL:				SIZE DWG. NO.	
				±.XX(X.X) ±.XXX(X.XX) ±.XXXX(X.XXX)				C TJSS-105HC	
				±.0X(0.X) ±.00X(0.0X) ±.000X(0.0XX)				DO NOT SCALE DWG. SHEET 1 OF 1	
				FRACTION: ±X/XX ±X/XX					
				ANGLES: ±X° ±X°					
A	NEW RELEASE	204	6/13 2014	HR					
LET.	REVISION	CN #	DATE	CHK					