

Identification

Part No.

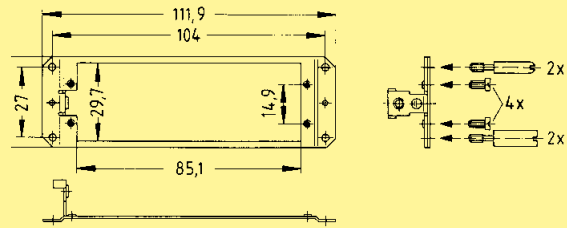
Drawing

Dimensions in mm

Retaining frame without contact elements

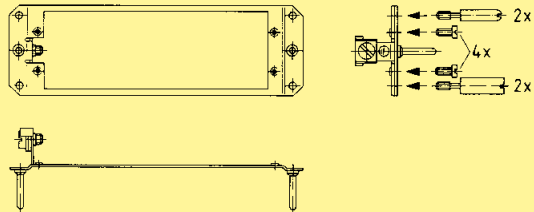
Ⓘ

09 06 001 9904



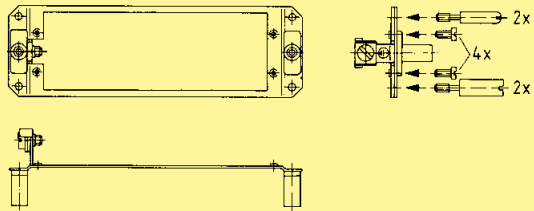
Retaining frame with 2 contact pins and ground termination

09 06 001 9902



Retaining frame with 2 contact sockets and ground termination

09 06 001 9903



Ⓜ

Each retaining frame is supplied with 4 fixing screws for mounting the inserts and with 2 guide pins and sockets that provide mechanical protection for the contacts during mating and disconnection. These can also be used as a coding system to prevent cross plugging of adjacent connectors.

Mounting example

Connectors in the retaining frame with contact sockets

