

# Data Sheet



Helping Engineer the Technology of Power

**ICE Components, Inc.**

Tel 678-560-9172 Fax 678-560-9304

cust.serv@icecomp.com

www.icecomponents.com

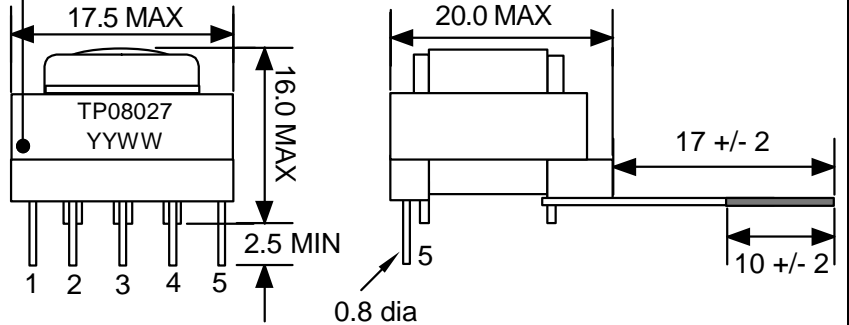
1165 Allgood Rd., Ste. #20, Marietta, GA 30062

## General Information

<b>Customer</b>	
<b>Part Number</b>	TP08027
<b>Revision</b>	2
<b>Description</b>	Flyback Transformer
<b>Date</b>	NOV-10-2010
<b>Reference</b>	OPP10078
<b>Doc Control #</b>	1011-962P
<b>Issue</b>	--

## Mechanical Drawing

Dot for pin 1



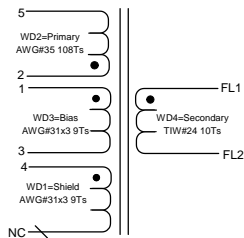
unit:mm

## Specification

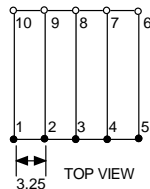
## Sample Test Data

Item	Pins	Spec	Test Condition				
Inductance (HP-4284A)	2 - 5	2.28 mH +/- 10%	100 kHz, 0.4 Vrms, series				
Leakage Inductance	2 - 5 short (FL1,FL2)	65 uH max	100 kHz, 0.4 Vrms, series				
SRF	2 - 5	800 kHz min					
DCR	2 - 5	3.8 Ohm max	25 deg C				
	1 - 3	48 mOhm max					
	FL1 - FL2	45 mOhm max					
Voltage Ratio & Phasing Test	2 - 5	1080 mV +/- 3mV	10 kHz, i/p: 2 - FL2 = 1270 mV, short (5 - 1, 3 - FL1)				
	1 - 3	90 mV +/- 3 mV					
	FL1 - FL2	100 mV +/- 3 mV					
Hi - Pot	(1,2,3,4,5) - (FL1, FL2)		3000Vac, 60Hz,1 mA, 1 minute				
	(FL1,FL2) - Core						
	(1,2,3,4,5) - Core		1500Vac, 60Hz,1 mA, 1 minute				

## Schematic



## Footprint



unit:mm

## Remark

This is RoHS compliant product.

Sample approval is required before release to production. Sample specifications take precedence over customer specifications.

Customer Signature

Rev.	Description	PRD	CHK	APP	Date	NTFY
2	Initial release	Emily	Cha. Cha.	L. L. Chou	2010/11/10	2010/11/10