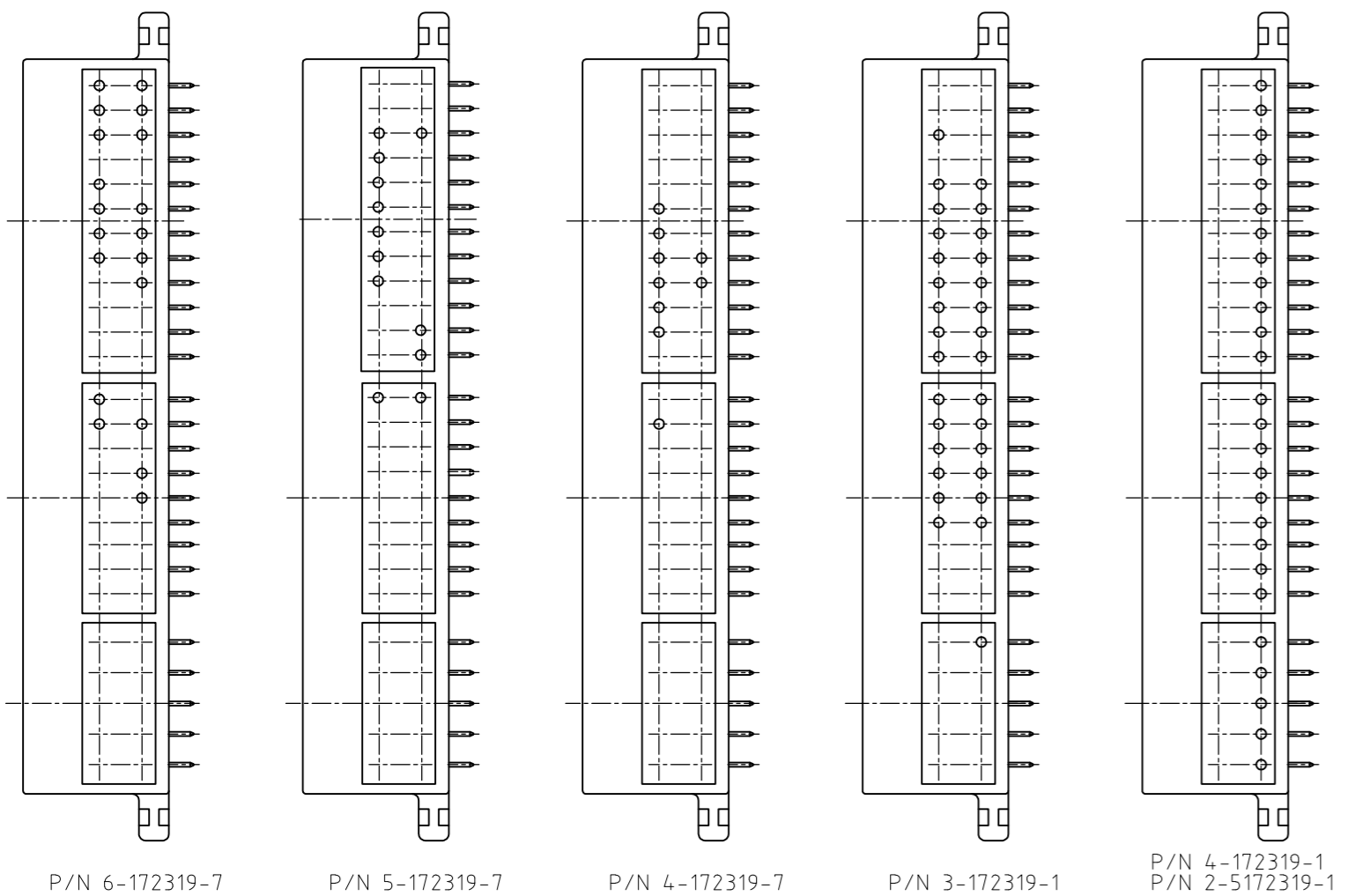
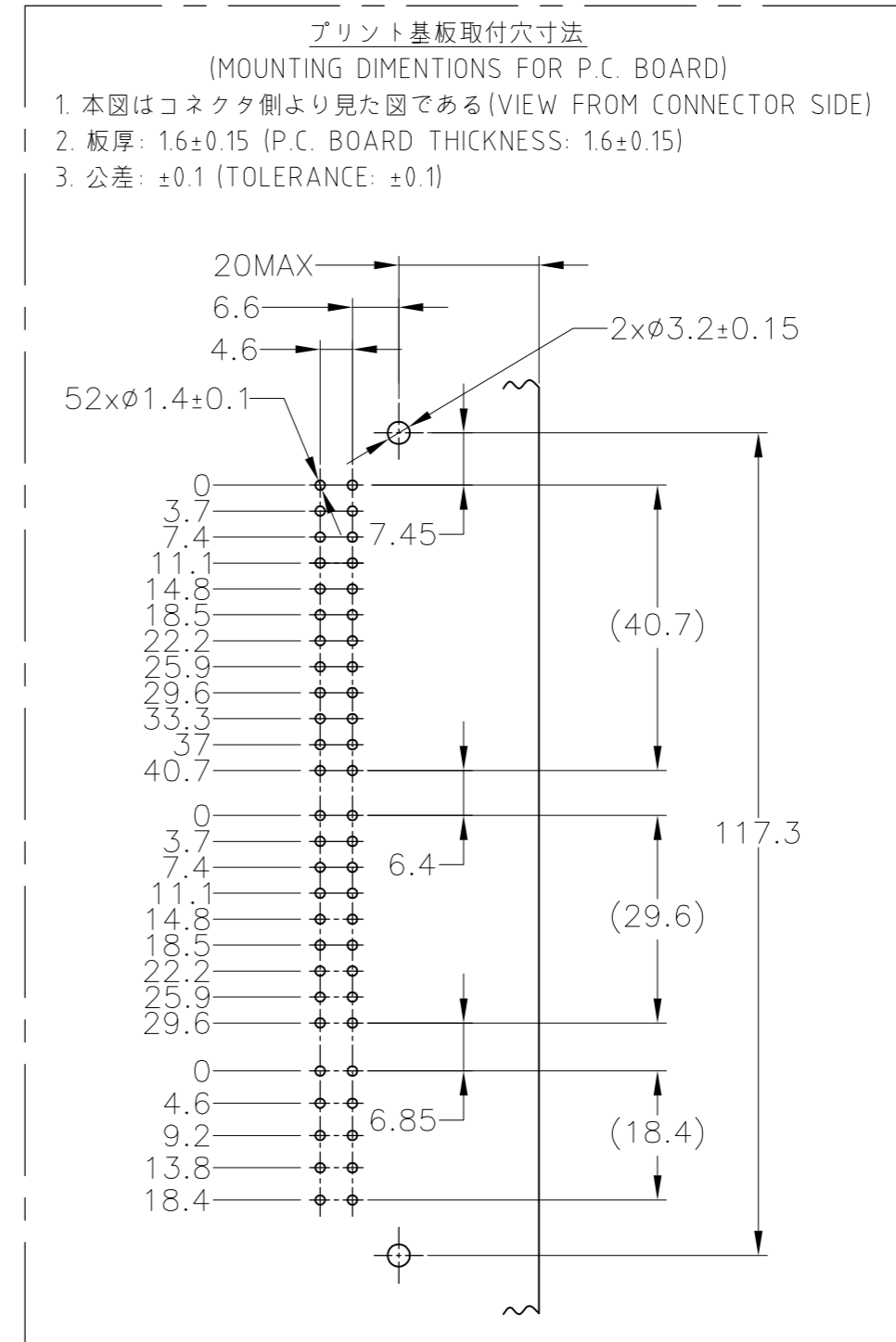
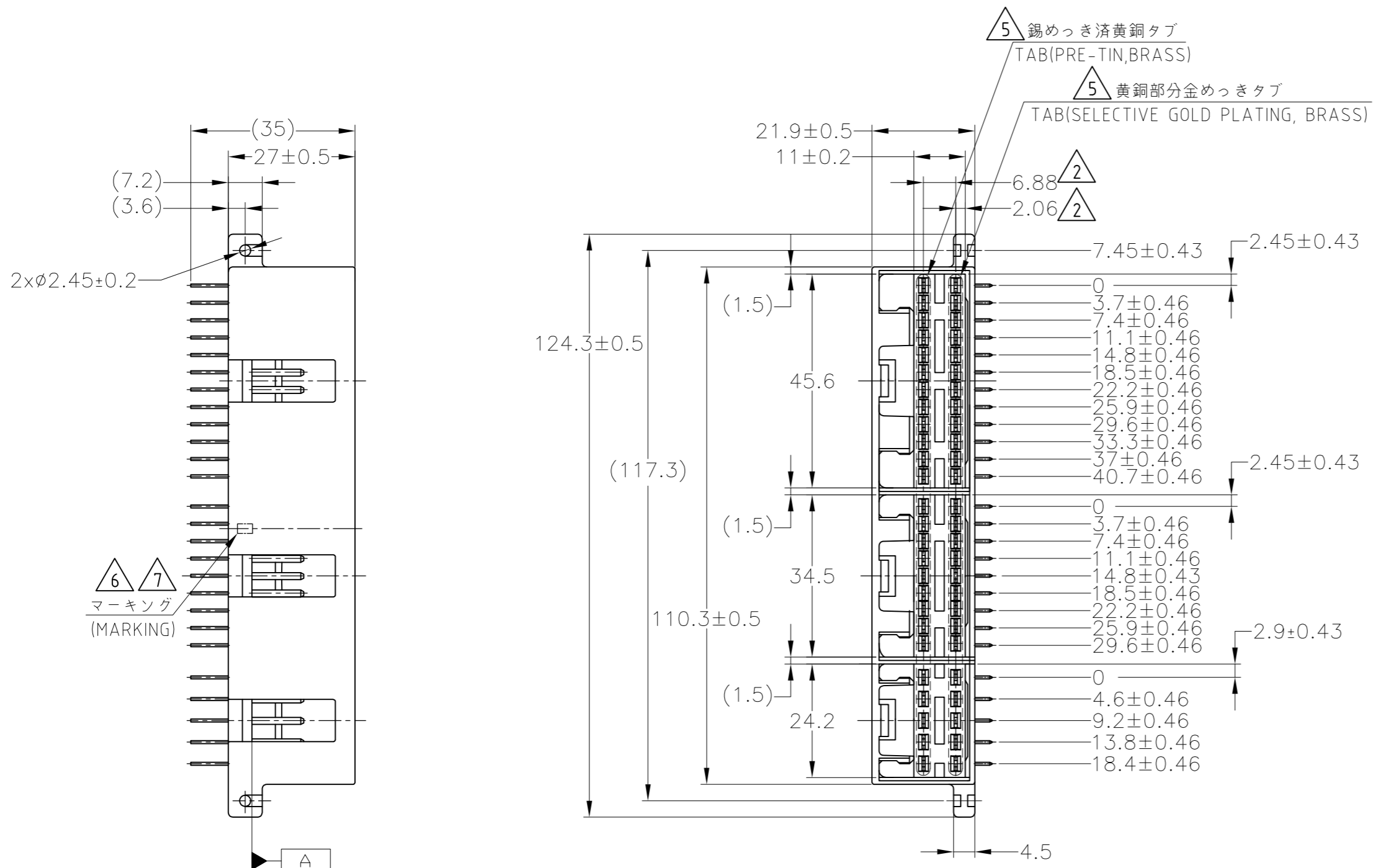


| LOC | DIST | REVISONS |             |               |         |       |
|-----|------|----------|-------------|---------------|---------|-------|
| J   | -    | REV      | DESCRIPTION | DATE          | DWN     | APVD  |
|     |      | P        | LTR         |               |         |       |
|     |      | K4       | REVISED     | ECR-15-003152 | 06MAR15 | KF RK |



A方向から見た金めっき配置図 (LAYOUT OF GOLD PLATING CONTACT VIEW FROM "A" DIRECTION) GOLD PLATING CONTACT (金めっき品)

- THE MATING COUNTERPART P/N; 10Pos 172315. 18Pos 172316. 24Pos 172317
  - TO BE MEASURED WITHIN 2mm FROM **A**
  - SELECTIVE GOLD PLATED (CONTACT AREA) TIN LEAD PLATED (SOLDERING AREA) OVER NICKEL PLATED
  - SOLDERING AFTER MOUNTING P.C. BOARD SECURE BY USING M3, PAN HEAD TAPPING SCREW
  - APPLICABLE PART NUMBERS; 2-172319-1,-7
  - INDICATED PREFIX AND SUFFIX OF PRODUCT P/N BY HOT STAMP (APPLICABLE P/N 5-172319-7)
  - CHARACTERS MUST BE CLEAR AND LEGIBLE
- 1 嵌合する相手ハウジング型番; 10極 172315 18極 172316 24極 172317  
 2 **A**面より2mmの範囲で測定のこと  
 3 全面ニッケルメッキ上に部分メッキ(嵌合部)及び半田メッキ(半田付部)  
 4 プリント基板への取付けは M3のタッピングネジ(JIS B1115 1種)で締付けた後半田付けをする  
 5 2-172319-1,-7のみに適用  
 6 製品型番のプリフィックスをカラーホットマーキングにより表示する(適用型番5-172319-7)  
 7 文字は明瞭であること

|                        |                     |             |                  |
|------------------------|---------------------|-------------|------------------|
| SELECTIVE TIN (MATTE)  | SELECTIVE GOLD x 26 | YELLOW 黄色   | 2-5172319-1      |
| PRE-TIN x 26           |                     |             |                  |
| SELECTIVE TIN (MATTE)  | SELECTIVE GOLD x 52 | YELLOW 黄色   | 1-5172319-7      |
| SELECTIVE TIN (MATTE)  | SELECTIVE GOLD x 52 | GRAY 灰色     | 1-5172319-6      |
| TIN-LEAD x 52          |                     | YELLOW 黄色   | 8-172319-7       |
| TIN-LEAD               | SELECTIVE GOLD x 19 | YELLOW 黄色   | 6-172319-7       |
| TIN-LEAD               | SELECTIVE GOLD x 12 | YELLOW 黄色   | 6-172319-7       |
| TIN-LEAD               | PRE-TIN x 40        | YELLOW 黄色   | 6-172319-7       |
| TIN-LEAD               | SELECTIVE GOLD x 9  | YELLOW 黄色   | 4-172319-7       |
| TIN-LEAD               | PRE-TIN x 43        | YELLOW 黄色   | 4-172319-7       |
| TIN-LEAD               | SELECTIVE GOLD x 26 | NATURAL 自然色 | 4-172319-1       |
| TIN-LEAD               | SELECTIVE GOLD x 30 | NATURAL 自然色 | 3-172319-1       |
| TIN-LEAD               | PRE-TIN x 22        | NATURAL 自然色 | 3-172319-1       |
| TIN-LEAD               | SELECTIVE GOLD x 26 | NATURAL 自然色 | 2-172319-7       |
| TIN-LEAD               | PRE-TIN x 26        | YELLOW 黄色   | 2-172319-1       |
| TIN-LEAD               | SELECTIVE GOLD x 52 | YELLOW 黄色   | 1-172319-7       |
| TIN-LEAD               | SELECTIVE GOLD x 52 | GRAY 灰色     | 1-172319-6       |
| PRE-TIN x 52           |                     | YELLOW 黄色   | 172319-7         |
| PRE-TIN x 52           |                     | NATURAL 自然色 | 172319-1         |
| SOLDERING SIDE 半田付側    | CONTACT SIDE 接触部側   | COLOR 色     | PART NUMBER 製品型番 |
| CONTACT FINISH コンタクト仕上 |                     |             |                  |

THIS DRAWING IS A CONTROLLED DOCUMENT. DWN S.FUJITA 04AUG08  
 CHK T.SHINOHARA 04AUG08  
 APVD K.BETSUI 04AUG08

TE Connectivity

52POSITION CAP HOUSING ASSY PULSE LOCK CONNECTOR

NAME 名称: 52POSITION CAP HOUSING ASSY PULSE LOCK CONNECTOR

SIZE A2 CAGE CODE 00779 DRAWING NO. 番号 C=172319 RESTRICTED TO

WEIGHT - SCALE 1:1 SHEET 1 of 1 REV K4

CUSTOMER DRAWING

TOLERANCES UNLESS OTHERWISE SPECIFIED: 一般公差  
 10± : ±0.2  
 30± : ±0.25  
 100± : ±0.3  
 ANGLE : 3°

DIMENSIONS: 単位: 寸 mm  
 0 PLC ±  
 1 PLC ±  
 2 PLC ±  
 3 PLC ±  
 4 PLC ±  
 ANGLES ±

MATERIAL 材料 PBT FINISH 仕上 -