

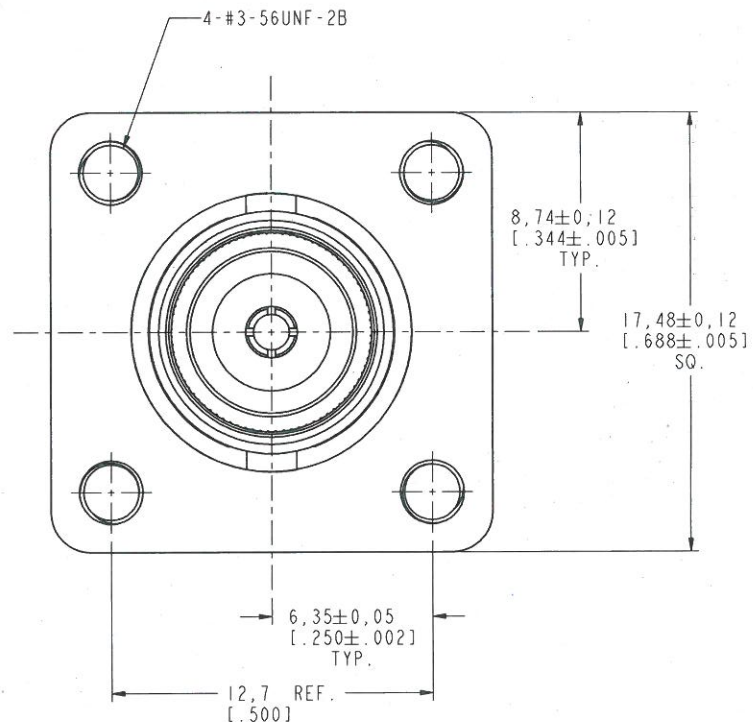
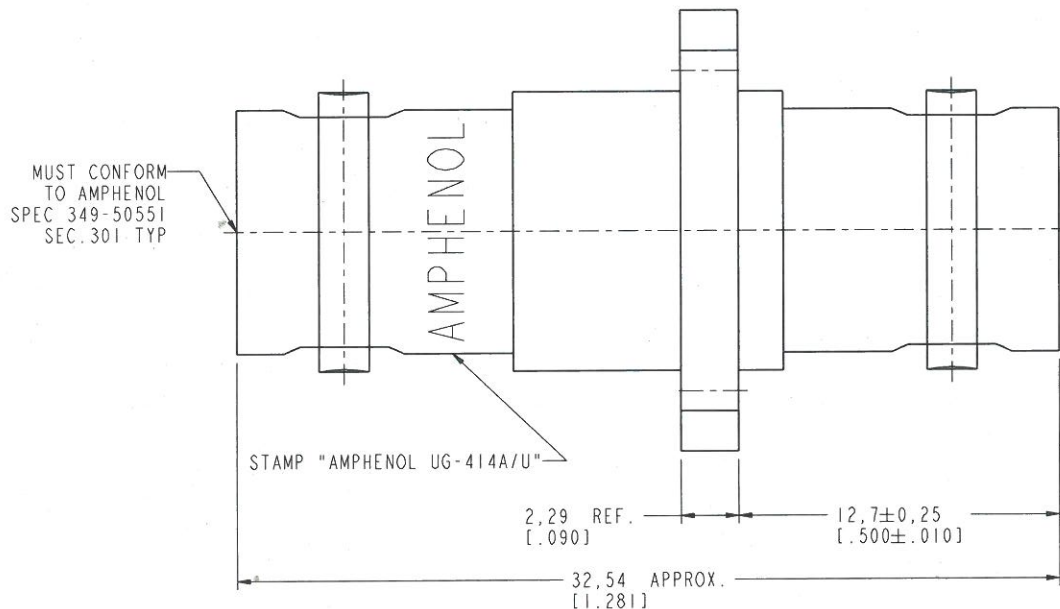
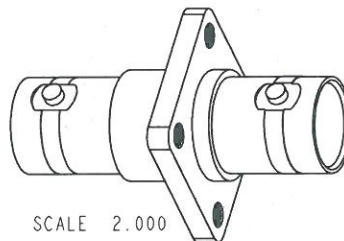
NOTES:

1. MATERIALS AND FINISHES:  
 BODY WITH FLANGE, LOCK RING - BRASS, NICKEL PLATING  
 CONTACT - BERYLLIUM COPPER, SILVER PLATING  
 INSULATOR - PTFE
2. ELECTRICAL:  
 A. IMPEDANCE: 50 OHM  
 B. FREQUENCY RANGE: DC 0-4 GHz  
 C. DIELECTRIC WITHSTANDING VOLTAGE: 1500 VRMS, MIN.
3. MECHANICAL:  
 A. DURABILITY: 500 CYCLES MIN.

THIRD ANGLE PROJ.

REVISIONS

REV	DESCRIPTION	DATE	ECO	APPR
--	RELEASE TO MFG.			
T	STAMP "AMPHENOL " WAS "74868 " \RD-DMI2033001R3	10-Jul-12	48876	



**CUSTOMER OUTLINE DRAWING**  
 ALL OTHER SHEETS ARE FOR INTERNAL USE ONLY

UNLESS OTHERWISE SPECIFIED, DIMENSIONS ARE IN METRIC AND TOLERANCES ARE:  
 < 0.5mm ± 0.05mm    0.5 - 6mm ± 0.1mm    6 - 30mm ± 0.2mm    30 - 120mm ± 0.3mm    ANGLES ± 1°

NOTICE - These drawings, specifications, or other data (1) are, and remain the property of Amphenol Corp. (2) must be returned upon request; and (3) are confidential and not to be disclosed to any person other than those to whom they are given by Amphenol Corp. The furnishing of these drawings, specifications, or other data by Amphenol Corp., or to any other person to anyone for any purpose is not to be regarded by implication or otherwise in any manner licensing, granting rights to permitting such holder or any other person to manufacture, use or sell any product, process or design, patented or otherwise, that may in any way be related to or disclosed by said drawings, specifications, or other data.

MATERIAL	DRAWN R. MAO	DATE 02-Mar-12	TITLE BNC ADAPTOR 2 FEMALE ENDS		Amphenol RF	
	ENGINEER O. BARTHELMES	DATE 12-Apr-01			Danbury CT USA, Tainan, Taiwan, Shenzhen, China www.amphenolrf.com	
REFERENCE AND CONFIGURATION LEVEL:	APPROVED S. HSIEH	DATE 02-Mar-12	SCALE: 5.0:1.0	SHEET 2 OF 2	DRAWING NO. 47025	
	FINISH	CAD FILE	DWG SIZE B	REV T	ITEM NO. 47025 PART NO. 47025	