

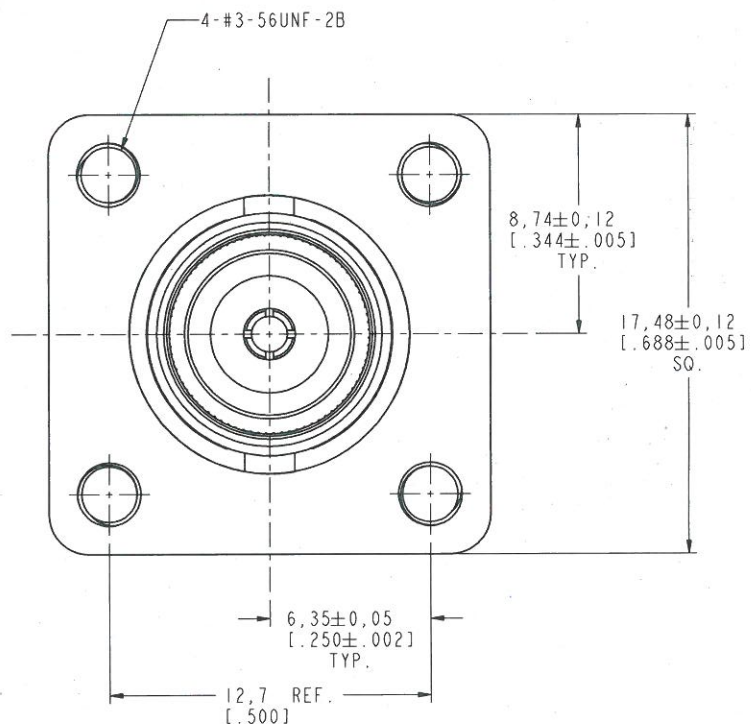
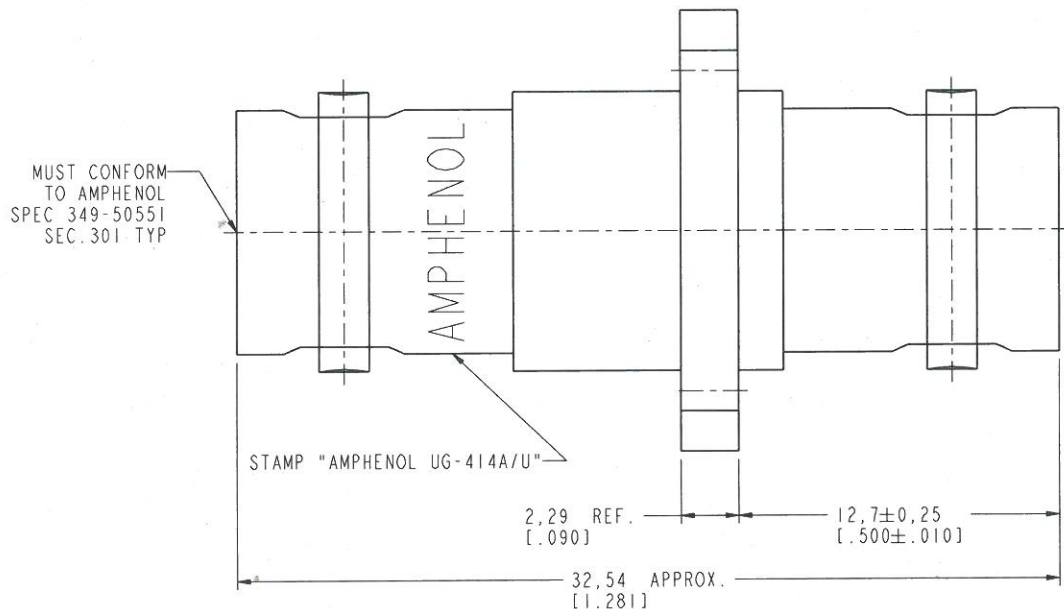
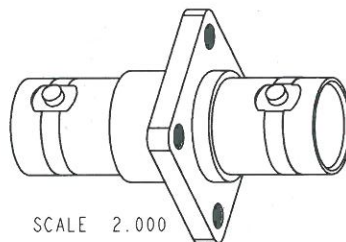
NOTES:

1. MATERIALS AND FINISHES:
 BODY WITH FLANGE, LOCK RING - BRASS, NICKEL PLATING
 CONTACT - BERYLLIUM COPPER, SILVER PLATING
 INSULATOR - PTFE
2. ELECTRICAL:
 A. IMPEDANCE: 50 OHM
 B. FREQUENCY RANGE: DC 0-4 GHz
 C. DIELECTRIC WITHSTANDING VOLTAGE: 1500 VRMS, MIN.
3. MECHANICAL:
 A. DURABILITY: 500 CYCLES MIN.

THIRD ANGLE PROJ.

REVISIONS

REV	DESCRIPTION	DATE	ECO	APPR
--	RELEASE TO MFG.			
T	STAMP "AMPHENOL " WAS "74868 " \RD-DMI2033001R3	10-Jul-12	48876	



CUSTOMER OUTLINE DRAWING
 ALL OTHER SHEETS ARE FOR INTERNAL USE ONLY

UNLESS OTHERWISE SPECIFIED, DIMENSIONS ARE IN METRIC AND TOLERANCES ARE: < 0.5mm ± 0.05mm 0.5 - 6mm ± 0.1mm 6 - 30mm ± 0.2mm 30 - 120mm ± 0.3mm ANGLES ± 1°	MATERIAL	DRAWN R. MAO	DATE 02-Mar-12	TITLE BNC ADAPTOR 2 FEMALE ENDS	Amphenol RF Danbury CT USA, Tainan, Taiwan, Shenzhen, China www.amphenolrf.com
	REFERENCE AND CONFIGURATION LEVEL:	ENGINEER O. BARTHELMES	DATE 12-Apr-01		
NOTICE - These drawings, specifications, or other data (1) are, and remain the property of Amphenol Corp. (2) must be returned upon request; and (3) are confidential and not to be disclosed to any person other than those to whom they are given by Amphenol Corp. The furnishing of these drawings, specifications, or other data by Amphenol Corp., or to any other person to anyone for any purpose is not to be regarded by implication or otherwise in any manner licensing, granting rights to permitting such holder or any other person to manufacture, use or sell any product, process or design, patented or otherwise, that may in any way be related to or disclosed by said drawings, specifications, or other data.	FINISH	APPROVED S. HSIEH	DATE 02-Mar-12	SCALE: 5.0:1.0 SHEET 2 OF 2	ITEM NO. 47025
			CAD FILE		DWG SIZE B