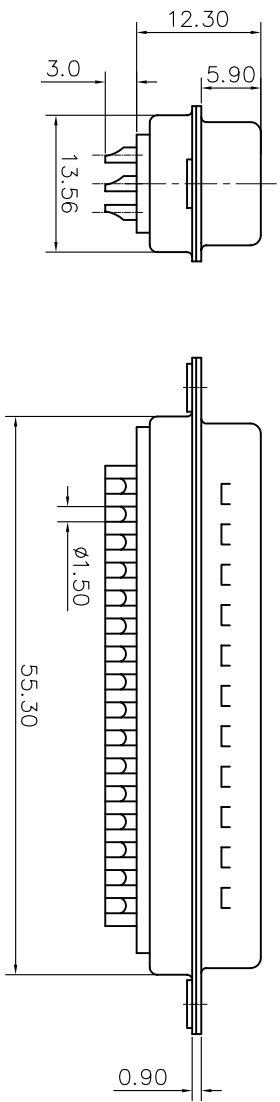
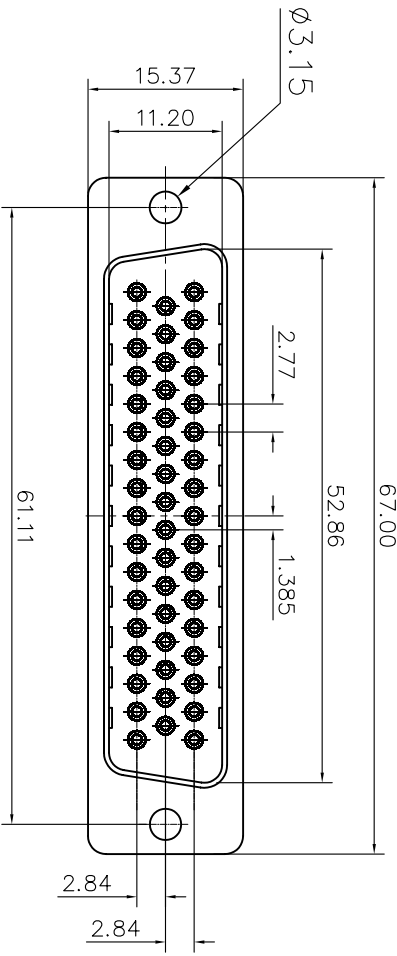


This document is the property of Amphenol Corporation and is delivered on the understanding that it is for the sole use of the recipient for the specific application and for the specific quantity and configuration of the product. It is not to be used for any other purpose, and its use for any other purpose is prohibited. Amphenol Corporation and its subsidiaries and affiliates assume no responsibility for the use of this document for any other purpose. Amphenol Corporation and its subsidiaries and affiliates assume no responsibility for the use of this document for any other purpose. Amphenol Corporation and its subsidiaries and affiliates assume no responsibility for the use of this document for any other purpose.




| REVISONS |     | DATE        | APPROVED |
|----------|-----|-------------|----------|
| SWM      | ECN | DESCRIPTION |          |
| A        |     |             | 07/11/07 |

D-SUB TECHNICAL DATA

SHELL : Steel, 2.5um (100u") min tin over 1.25um (50u") min nickel  
 BODY : Glass filled thermoplastic.  
 Flame retardant to UL94 V-0  
 CONTACTS : brass.  
 0.76um(30u") min gold over 0.25um(10u") min nickel  
 ELECTRICAL : Voltage rating :1000 V RMS at 50 Hz  
 Current rating 5A.  
 Insulation resistance >1000 M Ohms  
 Contact resistance 20 mOhms max.  
 CLIMATIC : Temperature range -55 °C up to 125°C  
 MARKING : Amphenol...(Series No.)  
 Commercial reference  
 Manufacturing date

PRODUCT CODE

L 717 SD D 50 P C309



Amphenol



| UNLESS OTHERWISE SPECIFIED              |                  | APPROVAL |                     | DATE     |
|---|------------------|----------|---------------------|----------|
| TOLEANCES                               | METRIC           | DRAWN    | Iss. using          | 07/11/07 |
| U.S.                                    | 0.50             | CHECKED  | 146. using          | 07/11/07 |
| X                                       | ++/-             |          |                     |          |
| XIX                                     | +/-              |          |                     |          |
| XX                                      | +/-              |          |                     |          |
| XXI                                     | +/-              |          |                     |          |
| XXII                                    | +/-              |          |                     |          |
| XXIII                                   | +/-              |          |                     |          |
| ANGLES                                  | +/-              |          |                     |          |
|   | 2°               |          |                     |          |
| FOR MATERIALS AND FINISHES SEE NOTES    |                  |          |                     |          |
| REMOVE SHARP EDGES                      |                  |          |                     |          |
| DIMENSIONS                              |                  |          |                     |          |
| U.S.                                    | DIMENSIONS       |          | ANGLE OF PROJECTION |          |
| MM                                      | MM               |          | NONE                |          |
| TITLE                                   |                  |          |                     |          |
| Stamped and Formed connector, SD series |                  |          |                     |          |
| SIZE                                    | DRAWING NO.      | SCALE    | SHEET               | OF       |
| A4                                      | C L717SDD50PC309 | NONE     | 1                   | 1        |
|   |                  |          |                     | REV. A   |