




**CXG2.5/3**

**CXG2.5/4**

**CXG4/3**



**Dimensions**

Width	5 mm	5 mm	6 mm
Length	62.2 mm	74.7 mm	70.5 mm
Height w DIN Rail	35 x 7.5 mm 35 x 15 mm	38.0 mm 45.5 mm	38.0 mm 45.5 mm

**Technical Data/Ratings**

Approvals			
Wire Size (solid   stranded)	<b>24-12 AWG</b>   0.2-2.5 mm <sup>2</sup>	<b>24-12 AWG</b>   0.2-2.5 mm <sup>2</sup>	<b>24-10 AWG</b>   0.2-4 mm <sup>2</sup>
Voltage Rating	600 V   1000 V	600 V   1000 V	600 V   1000 V
Current Rating	-	-	-
Insulation Material	Polyamide 66	Polyamide 66	Polyamide 66

**Installation Instructions**

Wire Stripping Length	10 mm	10 mm	10 mm
Screwdriver	0.5x3 mm	0.6x3.5 mm	0.6x3.5 mm

**Terminal Blocks**

	Cat. No.	Std. Pk.	Cat. No.	Std. Pk.	Cat. No.	Std. Pk.
<b>Yellow / Green</b>	<b>CXG2.5/3</b>	100	<b>CXG2.5/4</b>	50	<b>CXG4/3</b>	50

**Accessories**


	Cat. No.	Std. Pk.	Cat. No.	Std. Pk.	Cat. No.	Std. Pk.
End Plate	EPCX2.5/3	50	EPCX2.5/4	20	EPCX4/3	20
Partition Plate	PPCX4/3	20	PPCX4/4	20	PPCX4/3	20
DIN Rail	2511120 CA701-15/S	20 10	2511120 CA701-15/S	20 10	2511120 CA701-15/S	20 10
End Stop	CA702 CA802 CA103	50 50 50	CA702 CA802 CA103	50 50 50	CA702 CA802 CA103	50 50 50
Shorting Link/ Jumpers	2 pole JX2.5/2 3 pole JX2.5/3 4 pole JX2.5/4 10 pole JX2.5/10	100 50 50 10	2 pole JX4/2 3 pole JX4/3 4 pole JX4/4 10 pole JX4/10	100 50 50 10	2 pole JX6/2 3 pole JX6/3 4 pole JX6/4 10 pole JX6/10	100 50 50 10
Warning Label	WLX2.5	100	WLX2.5	100	WLX4	100
Test Plug	TX2.5	50	TX2.5	50	TX4	50
Marking Tag	MT5	100	MT5	100	MT6	100

# CX SERIES

## SPRING TERMINAL BLOCKS

## MULTIPLE CONNECTION GROUND / EARTH TERMINAL BLOCKS


**CXG4/4**



**CXG6/3**



**CXG10/3**



### Dimensions

Width	6 mm	8 mm	10 mm
Length	86.2 mm	82.2 mm	82.2 mm
Height w DIN Rail	35 x 7.5 mm 35 x 15 mm	38.0 mm 45.5 mm	43.0 mm 50.5 mm

### Technical Data/Ratings

Approvals						
Wire Size (solid   stranded)	24-10 AWG	0.2-4 mm <sup>2</sup>	24-8 AWG	0.2-6 mm <sup>2</sup>	24-6 AWG	0.2-10 mm <sup>2</sup>
Voltage Rating	600 V	1000 V	600 V	1000 V	600 V	1000 V
Current Rating	-	-	-	-	-	-
Insulation Material	Polyamide 66		Polyamide 66		Polyamide 66	

### Installation Instructions

Wire Stripping Length	10 mm	10 mm	18 mm
Screwdriver	0.6x3.5 mm	0.8x4 mm	0.8x4 mm

### Terminal Blocks

	Cat. No.	Std. Pk.	Cat. No.	Std. Pk.	Cat. No.	Std. Pk.
<b>Yellow / Green</b>	<b>CXG4/4</b>	50	<b>CXG6/3</b>	50	<b>CXG10/3</b>	50

### Accessories

	Cat. No.	Std. Pk.	Cat. No.	Std. Pk.	Cat. No.	Std. Pk.	
End Plate	EPCX4/4	20	EPCX6/3	20	EPCX10/3	20	
Partition Plate	PPCX4/4	20	-	-	-	-	
DIN Rail	2511120 CA701-15/S	20 20	2511120 CA701-15/S	20 20	2511120 CA701-15/S	20 20	
End Stop	CA702 CA802 CA103	50 50 50	CA702 CA802 CA103	50 50 50	CA702 CA802 CA103	50 50 50	
Shorting Link/ Jumpers	2 pole 3 pole 4 pole 10 pole	JX4/2 JX4/3 JX4/4 JX4/10	100 50 50 10	JX6/2 JX6/3 JX6/4 JX6/10	100 50 50 10	JX10/2 - - -	100 - - -
Warning Label	WLX4	100	WLX6	100	WLX10	100	
Test Plug	TX4	50	TX6	50	TX10	50	
Marking Tag	MT6	100	MT8	100	MT10	100	