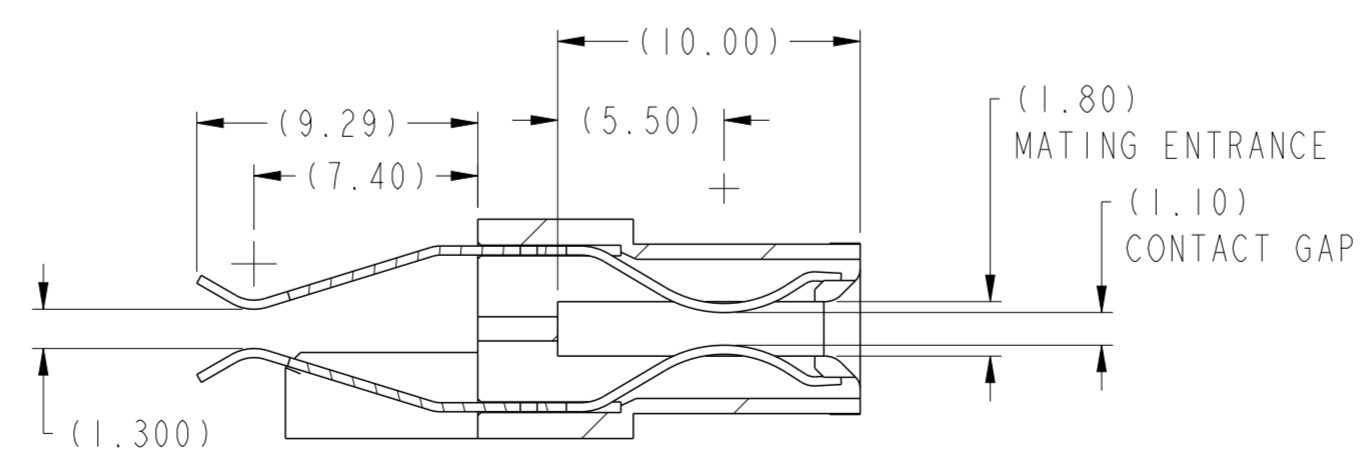


SECTION C-C



SECTION D-D

spec ref	-	dr	Wei-Long Zhang	2012/08/09	projection	MM	size	A2	scale	4:1
tolerance std	ASME Y14.5	eng	Sunny2 Liu	2016/05/06			ecn no	ELX-DG-24036-1	rel level	Released
TOLERANCES UNLESS OTHERWISE SPECIFIED		chr	Terris Liu	2016/05/20			product family	CARD EDGE		rel level
surface	linear	0.X	±0.3		title		std STRADDLE MT	dwg no 10122237	rev B	
		0.XX	±0.1		HIGH POWER CARD EDGE - UNIVERSAL					
	angular	0°	±0°		cat. no.					
				Product - Customer Drw		sheet 1 of 4				

PDS: Rev :B

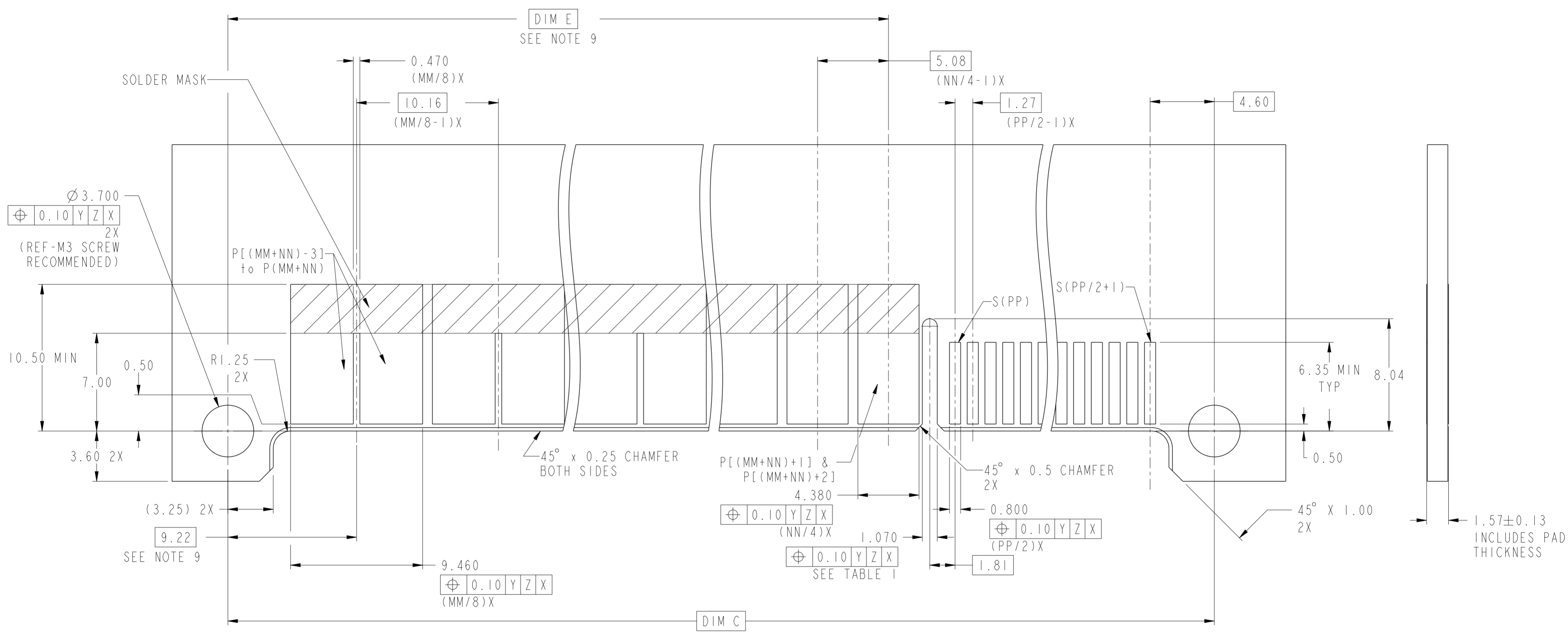
STATUS:Released

Printed: May 24, 2016

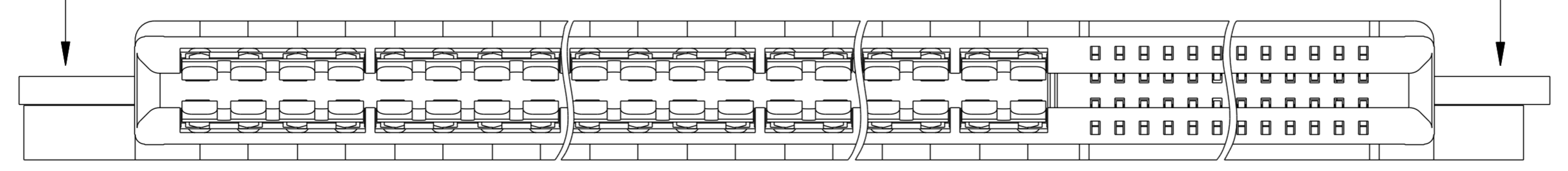
Amphenol FCI

© 2016 AFCI

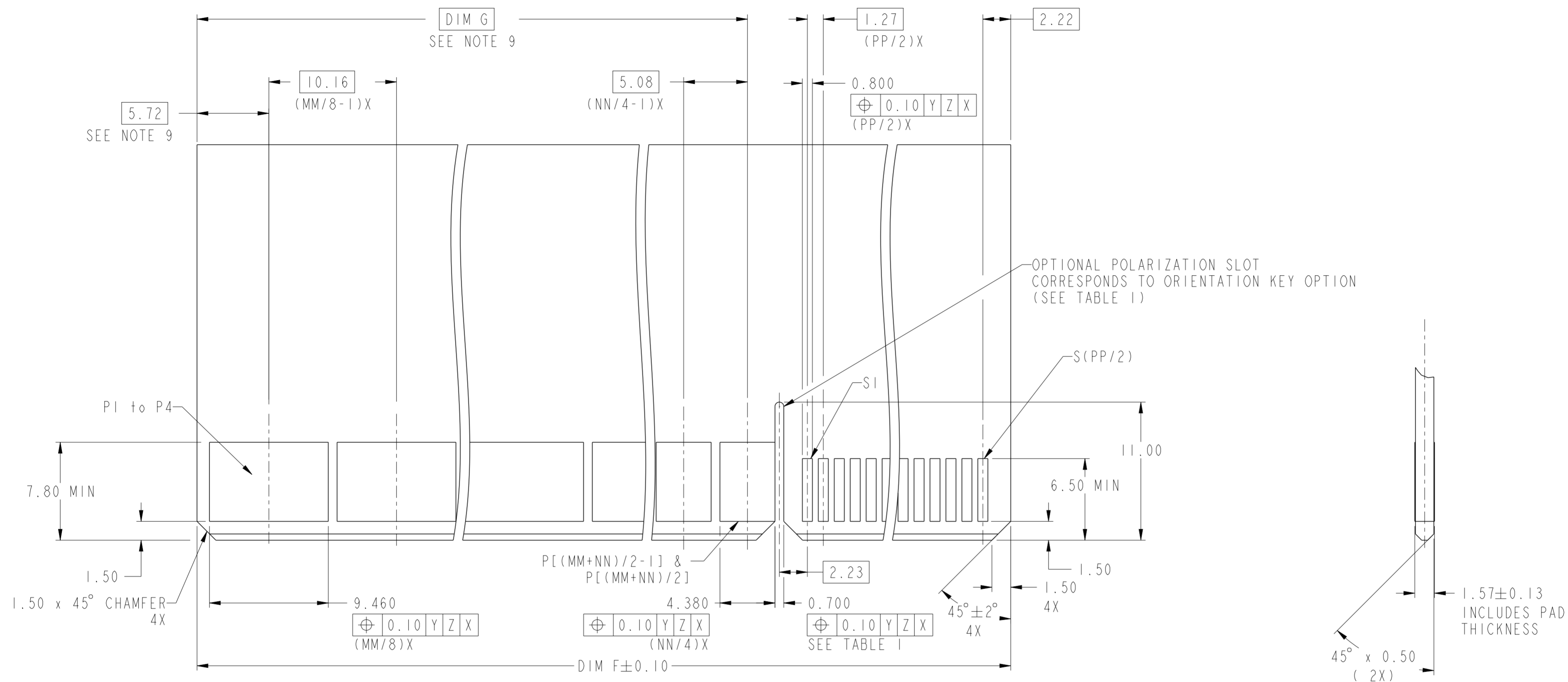
Amphenol FCI
© 2016 APCI



**RECOMMENDED HOST BOARD LAYOUT
AS VIEWED**



spec ref	-	dr	Wei-Long Zhang	2012/08/09	projection	MM	size	A2	scale	2:1	
tolerance std	ASME Y14.5	eng	Sunny2 Liu	2016/05/06			ecn no	ELX-DG-24036-1			
TOLERANCES UNLESS OTHERWISE SPECIFIED		chr	Terris Liu	2016/05/20			rel level	Released			
surface	ASME Y14.5	appr	Pai-Ming Zheng	2016/05/24			product family	-			
linear	0.X ±0.3 0.XX ±0.1 0.XXX ±0.05	Amphenol FCI		title		STD STRADDLE MT		dwg no	10122237		
angular	0° ±°	cat. no.		Product - Customer Drw		sheet 2 of 4		rev	B		



RECOMMENDED MATING BOARD FOOTPRINT

Amphenol FCI

© 2016 APCI

spec ref	-	dr	Wei-Long Zhang	2012/08/09	projection	MM	size	A2	scale	1:1	
tolerance std	ASME Y14.5	eng	Sunny2 Liu	2016/05/06			ecn no	ELX-DG-24036-1	rel level	Released	
TOLERANCES UNLESS OTHERWISE SPECIFIED		chr	Terris Liu	2016/05/20							
		appr	Pai-Ming Zheng	2016/05/24							
surface	linear	0.X	±0.3		product family		cat. no.	Product - Customer Drw	sheet 3 of 4		
	angular	0°	±°		STD STRADDLE MT					title HIGH POWER CARD EDGE - UNIVERSAL drwg no 10122237	rev B
		0.XX	±0.1		PDS: Rev :B STATUS: Released Printed: May 24, 2016						

10122237 - MM NN PP LF

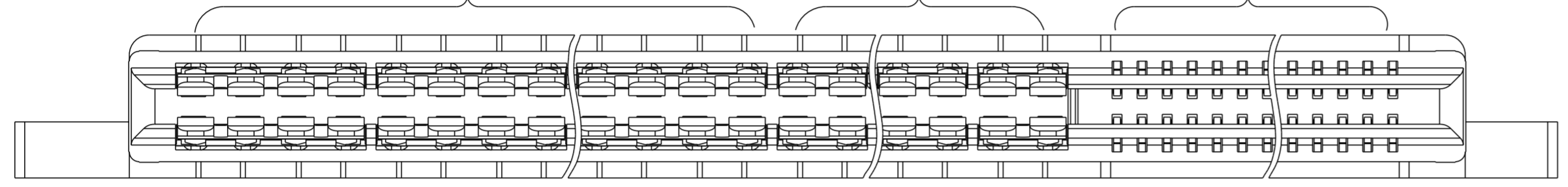
LEAD FREE

	A	B	C	D	E	F	G	H
MOUNTING EARS	Y	Y	Y	N	N	N	Y	N
POLARIZATION KEY	Y	N	N	Y	N	N	Y	Y
REAR KEY	Y	Y	N	Y	Y	N	N	N

4 BEAM PWR CONTACT QTY
(NEXT TO LEFT END)

2 BEAM PWR CONTACT QTY
(NEXT TO SIGNAL)

SIGNAL CONTACT QTY



Example: The configuration above is 10122237-241224ALF
STD STRADDLE MT 36P24S with MOUNTING EARS, POLARIZATION KEY and REAR KEY.
24P is 4 beam contacts, 12P is 2 beam contacts.

TABLE 1: PART NUMBER CODE FOR STD HPCE MT P+S CONFIG

NOTES:

1. CONNECTOR MATERIALS:

HOUSING: HIGH TEMPERATURE THERMAL PLASTIC, BLACK
UL 94V-0 COMPLIANT
CONTACTS: HIGH PERFORMANCE COPPER ALLOY.

2. CONTACT FINISH REF. GS-12-604 SECTION 5.2.

3. PRODUCT SPECIFICATION: GS-12-604.

4. APPLICATION SPECIFICATION: GS-20-128.

5. PRODUCT MARKING ON HOUSING IN AREA SHOWN MEETS AFCI SPECIFICATION: GS-24-007.

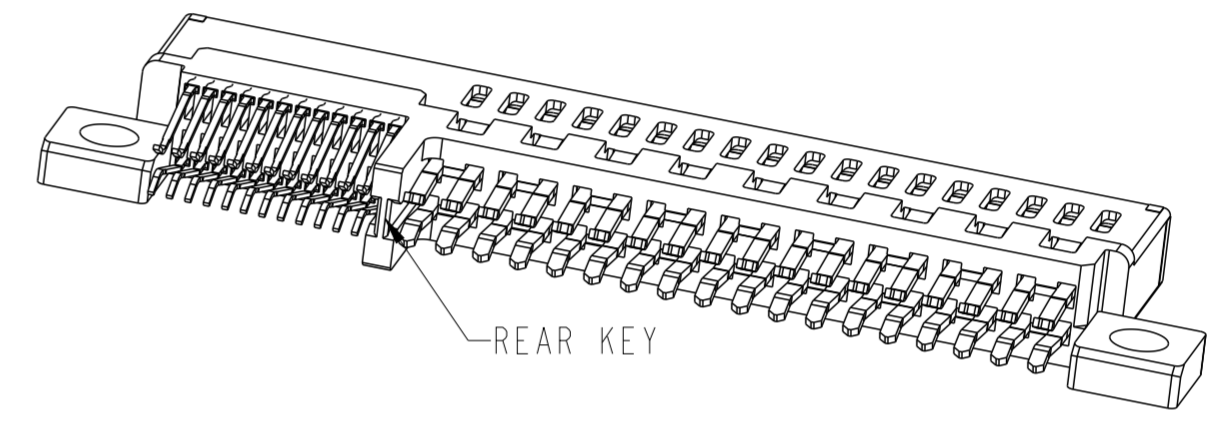
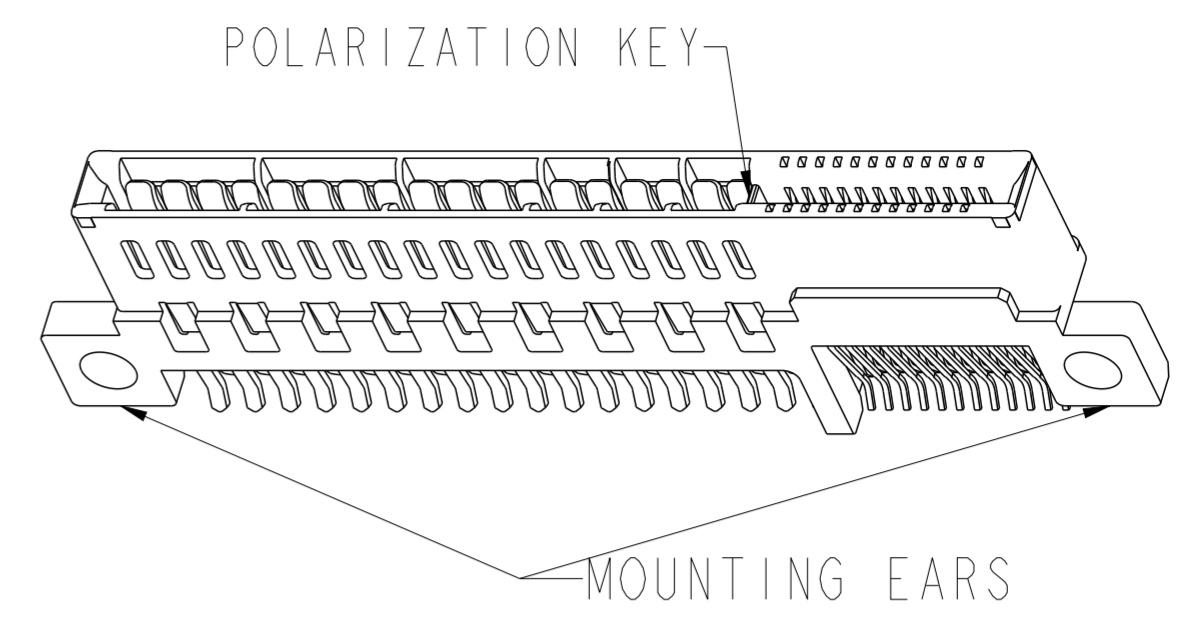
6. PACKAGING MEETS FCI SPECIFICATION GS-14-937.

7. HOUSING COMPONENT WILL WITHSTAND EXPOSURE TO 260°C PEAK TEMPERATURE FOR 60 SECONDS IN A CONVECTION, INFRA-RED, OR VAPOR PHASE REFLOW OVEN.

8. MAXIMUM OVERALL LENGTH IS 100mm.

9. DIM IS NOT APPLICABLE IF NO 4 BEAM CONTACT OR 2 BEAM CONTACT.

10. A SYMBOL \triangle WILL BE NEXT TO ANY DIMENSION, VIEW, OR NOTE WHICH HAS BEEN MODIFIED WITH THE CURRENT DRAWING REVISION.



Amphenol FCI

© 2016 AFCI

DIM	TABLE 2. LENGTH FORMULAS
DIM A ⑧	$(MM + NN) / 2 \times 2.54 + (PP / 2) \times 1.27 + 17.2$
DIM B	DIM A - 13.08
DIM C	DIM A - 7.5
DIM D	DIM A - 10.42
DIM E ⑨	$(MM / 8 - 1) \times 10.16 + (NN / 4 - 1) \times 5.08 + 16.84$ (WITH 4 BEAM CONTACT) 6.68 (WITHOUT 4 BEAM CONTACT)
DIM F	DIM A - 13.38
DIM G ⑨	$(MM / 8 - 1) \times 10.16 + (NN / 4 - 1) \times 5.08 + 13.34$ (WITH 4 BEAM CONTACT) 3.18 (WITHOUT 4 BEAM CONTACT)

spec ref	-	dr	Wei-Long Zhang	2012/08/09	projection	MM	size	A2	scale	4:1
tolerance std	ASME Y14.5	eng	Sunny2 Liu	2016/05/06			ecn no	ELX-DG-24036-1	rel level	Released
TOLERANCES UNLESS OTHERWISE SPECIFIED		chr	Terris Liu	2016/05/20			product family	CARD EDGE		rel level
surface	linear	0.X	±0.3		title STD STRADDLE MT HIGH POWER CARD EDGE - UNIVERSAL	cat. no. -	Product - Customer Drw	sheet 4 of 4	rev B	
	0.XX	±0.1								
	0.XXX	±0.05								
	angular	0°	±°							

PDS: Rev :B

STATUS:Released

Printed: May 24, 2016