



ETA-USA

The Power Professionals

AOFD-120

120W Din Rail Mount



FEATURES:

- Universal AC input 90~264 VAC and 127~370 VDC
- Flexible Din Rail Mount
- Industrial Temp Range -25 ~ +70°C range
- Rugged Design
- Warranty: 3 years**
- Installation on DIN rail 30mm only
- PFC as standard (180W-240W)
- Over voltage protection
- Over current protection
- LED Indicator for DC power ON
- LED Indicator for DC low



		MODEL/CHANNEL	Unit	AOFD-120-24	AOFD-120-48		
OUTPUT	Norminal Voltage		[V]	24	48	-	-
	Setting Voltage Range		[V]	23.76 ~ 24.24	47.52 ~ 48.48	-	-
	Voltage Adjustment Range		[V]	22.5 ~ 28.5	45 ~ 55	-	-
	Current		[A]	5.0	2.5	-	-
	Rated Power		[W]	120	120	-	-
	Line Regulations		[mV]	120	240	-	-
	Load Regulations		[mV]	240	480	-	-
	Temperature Drift		[mV]	360	720	-	-
	Ripple& Noise(pk-pk) (*1)		[mV]	100	120	-	-
	Turn-on Time typ.		[ms]	100 (AC IN 100V, Io=100%)			
Hold-up Time typ.		[ms]	20 (AC IN 100V, Io=100%)				
INPUT	Voltage, Frequency		[V]	AC100 - 240(AC 90-264, 50/60Hz(47 - 63) or DC127-370V (Universal Input)			
	Current Typ.	110V 220V	[A]	2.4			-
	Efficiency Typ.	110V 220V	[%]	85 87	86 88	-	-
	Inrush Current Typ.	110V 220V	[A]	25 (Ta=25°C , Cold Start) 45 (Ta=25°C , Cold Start)			
	Leakage Current	110V 220V	[mA]	0.35 (Typ.) 0.75 (Typ.)			
	Function	Over Voltage Protection		[V]	115% ~ 140% of rating		
Over Current Protection ⁽²⁾			[A]	110% of rating and recovers automatically			
Remote Sensing				Hiccup mode, recovers automatically after fault condition is removed			
DC_OK Lamp			-	LED (GREEN)			
DC_LOW Lamp			-	LED (RED)			
Cooling / O.T.P			-	Convention Cooling			
Electrical Isolation	(1) Input - Output		-	AC 3.0KV 1min, cut-off: 20mA / DC 500V 100MΩ			
	(2) Input - F.G		-	AC 2.0KV 1min, cut-off: 20mA / DC 500V 100MΩ			
	(3) Output - F.G		-	AC 0.5KV 1min, cut-off:100mA / DC 500V 100MΩ			
Environment	Operating temp. & Humidity		-	-25 ~ +70°C(Required Derating), 20 ~ 90%RH (Non Condensing)			
	Storage temp. & Humidity		-	-40 ~ +75°C, 20 ~ 90% RH (Non Condensing)			
	Vibration		-	10~55Hz at 1G 3minutes period, 30minutes along X,Y and Z axis			
Dimension	Size(WxHxD) / Weight		mm/g	40 x 130 x 125	/	800	
Safety			-	cUL, CE, CB		cUL, CE, CB	
Emission	Conducted Emission		-	Complies with EN55011/EN55022-B, FCC-B			
PFHC			-				

*note1 : Type A,AD only

*note2 : Frequency 50/60Hz



ETA-USA

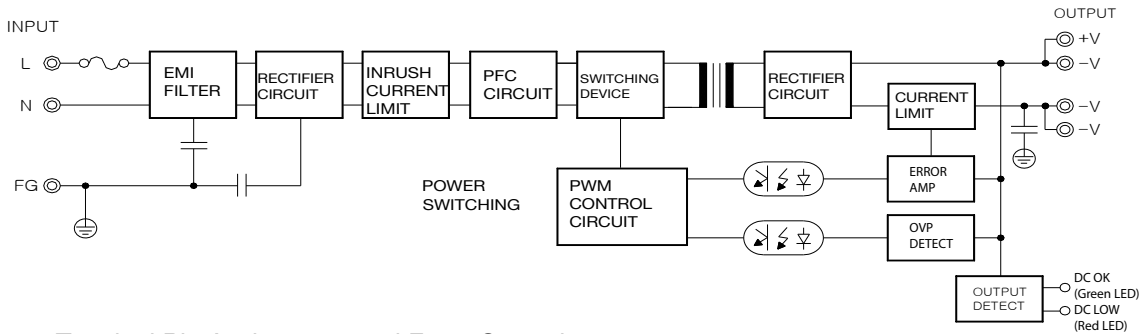
16170 Vineyard Blvd. Suite 180 Morgan Hill, CA 95037 <http://www.eta-usa.com>
Toll-free (US only): 800-ETA-POWR (800-382-7697) Telephone: 408 778-2793 FAX: 408-779-2753



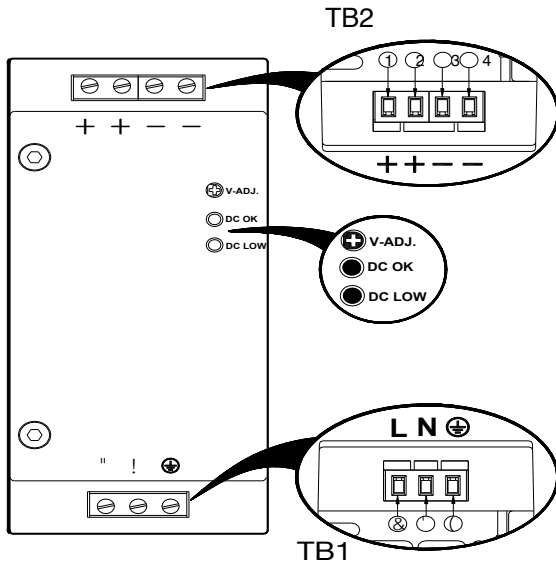
AOFD-120

120W Din Rail Mount

1. BLOCK DIAGRAM



2. Terminal Pin Assignment and Front Controls



Marking	No.	Assignment
L	①	AC(L) Input Terminals
N	②	AC(N) Input Terminals
⊕	③	AC Grounding Terminal

TB2 : Output Terminal Assignment

Marking	No.	Assignment
+	①	DC (+) Output Terminals
+	②	
-	③	DC (-) Output Terminals
-	④	

Front Controls Assignment

Marking	Assignment
V-ADJ.	DC Output voltage adjustment
DC OK	DC Output indication LED (Green)
DC LOW	DC Output Low indication LED (Red)

3. Connection / Connecting Cable

Terminals	Solid or Stranded Wires		Torque [Nm]	Stripping Length L [mm]
	[mm ²]	[AWG]		
Input Terminals	(TB1)	0.5 ~ 2.5	30 ~ 12	0.5~0.6 8
Output Terminals	(TB2)	0.5 ~ 2.5	30 ~ 12	0.5~0.6 8



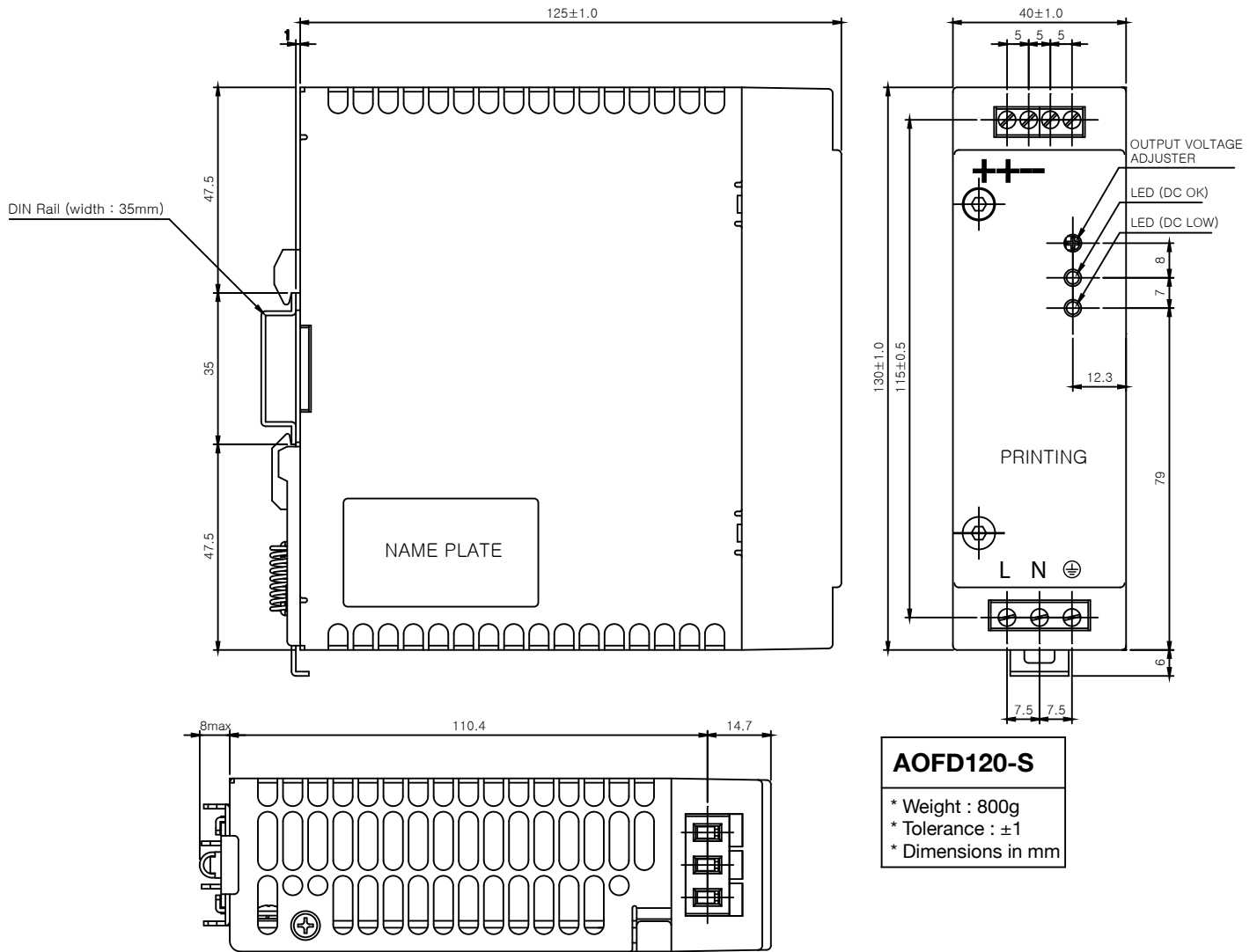


ETA-USA

The Power Professionals

AOFD-120

120W Din Rail Mount



ETA-USA

16170 Vineyard Blvd. Suite 180 Morgan Hill, CA 95037 <http://www.eta-usa.com>
Toll-free (US only): 800-ETA-POWR (800-382-7697) Telephone: 408 778-2793 FAX: 408-779-2753



Output Derating Curve

Note: When using the product between $-25^{\circ}\text{C} \sim 0^{\circ}\text{C}$, the output ripple and noise could exceed its specification.

