

Shielded Power Inductors XAL1510



- High current; very low DCR
- AEC-Q200 Grade 1 qualified (–40°C to +125°C ambient)
- Soft saturation makes them ideal for VRM/VRD applications.

Core material Composite

Core and winding loss [Go to online calculator](#)

Environmental RoHS compliant, halogen free

Terminations RoHS compliant tin-silver over copper. Other terminations available at additional cost.

Weight 12.4 – 15.0 g

Ambient temperature –40°C to +125°C with (40°C rise) Irms current.

Maximum part temperature +165°C (ambient + temp rise). [Derating.](#)

Storage temperature Component: –40°C to +165°C.

Tape and reel packaging: –40°C to +80°C

Resistance to soldering heat Max three 40 second reflows at +260°C, parts cooled to room temperature between cycles

Moisture Sensitivity Level (MSL) 1 (unlimited floor life at <30°C / 85% relative humidity)

Failures in Time (FIT) / Mean Time Between Failures (MTBF)

38 per billion hours / 26,315,789 hours, calculated per Telcordia SR-332

Packaging 150/13" reel Plastic tape: 32 mm wide, 0.3 mm thick, 24 mm pocket spacing, 10.26 mm pocket depth (**all except -333**) 11.26 mm pocket depth (**-333 only**).

PCB washing Tested to MIL-STD-202 Method 215 plus an additional aqueous wash. See [Doc787_PCB_Washing.pdf](#).

Part number ¹	Inductance ² ±20% (µH)	DCR (mOhms) ³		SRF typ ⁴ (MHz)	Isat ⁵ (A)	Irms (A) ⁶	
		typ	max			20°C rise	40°C rise
XAL1510-472ME_	4.7	3.35	3.80	12.7	39.0	21	29
XAL1510-682ME_	6.8	4.17	4.60	11.5	36.0	19	26
XAL1510-822ME_	8.2	6.00	7.50	10.8	30.0	18	24
XAL1510-103ME_	10	6.80	9.00	10.1	26.3	16	22
XAL1510-153ME_	15	9.17	12.4	8.0	23.0	13	18
XAL1510-223ME_	22	14.5	16.0	6.3	18.7	10.5	14
XAL1510-333ME_	33	18.7	20.0	5.8	16.7	8.6	12

1. When ordering, please specify **packaging** code:

XAL1510-103MED

Packaging: D = 13" machine-ready reel. EIA-481 embossed plastic tape (150 parts per full reel).

B = Less than full reel. In tape, but not machine ready. To have a leader and trailer added (\$25 charge), use code letter D instead.

- Inductance tested at 100 kHz, 0.1 Vrms, 0 Adc.
- DCR measured on a micro-ohmmeter.
- SRF measured using Agilent/HP 4395A or equivalent.
- DC current at 25°C that causes an inductance drop of 30% (typ) from its value without current.
[Click for temperature derating information.](#)
- Current that causes the specified temperature rise from 25°C ambient. This information is for reference only and does not represent absolute maximum ratings. [Click for temperature derating information.](#)
- Electrical specifications at 25°C.

Refer to Doc 362 "Soldering Surface Mount Components" before soldering.

Irms Testing

Irms testing was performed on 0.75 inch wide × 0.25 inch thick copper traces in still air.

Temperature rise is highly dependent on many factors including pcb land pattern, trace size, and proximity to other components. Therefore temperature rise should be verified in application conditions.



www.coilcraft.com

US +1-847-639-6400 sales@coilcraft.com
UK +44-1236-730595 sales@coilcraft-europe.com
Taiwan +886-2-2264 3646 sales@coilcraft.com.tw
China +86-21-6218 8074 sales@coilcraft.com.cn
Singapore + 65-6484 8412 sales@coilcraft.com.sg

Document 947-1 Revised 12/08/15

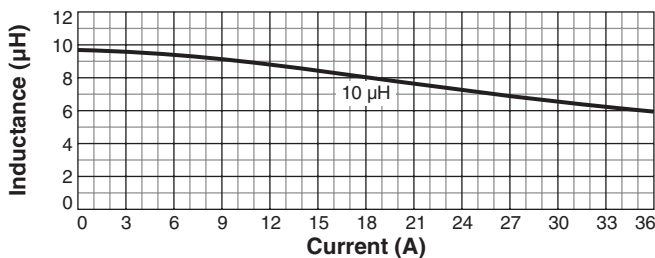
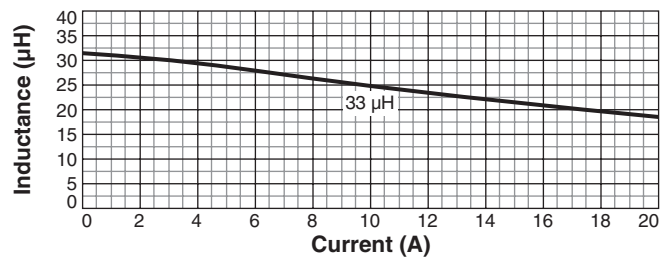
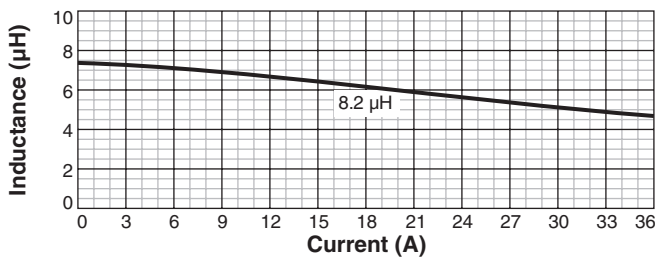
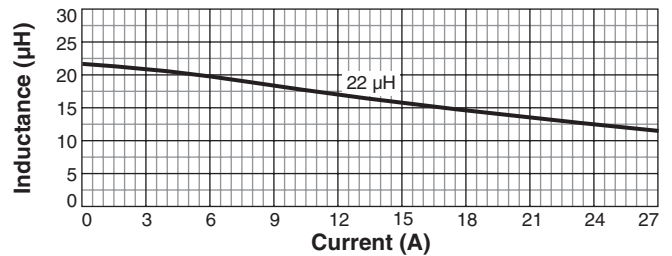
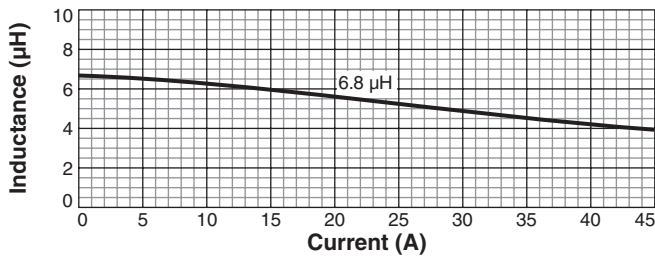
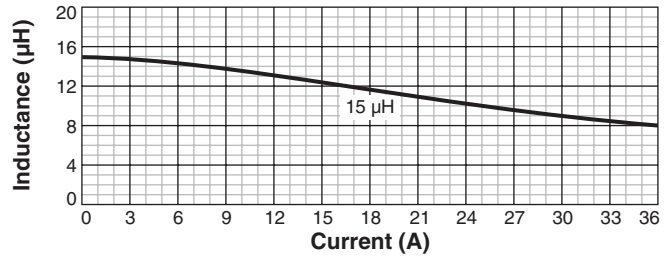
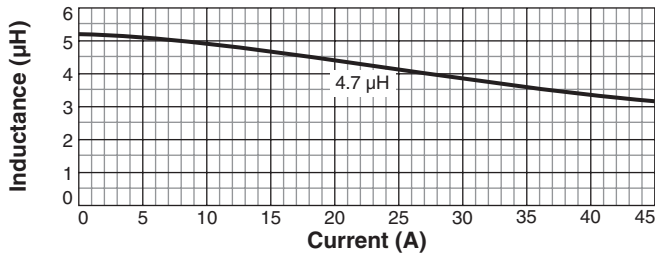
© Coilcraft Inc. 2015

This product may not be used in medical or high risk applications without prior Coilcraft approval. Specification subject to change without notice. Please check web site for latest information.



Shielded Power Inductors – XAL1510

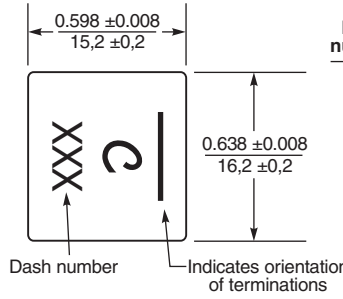
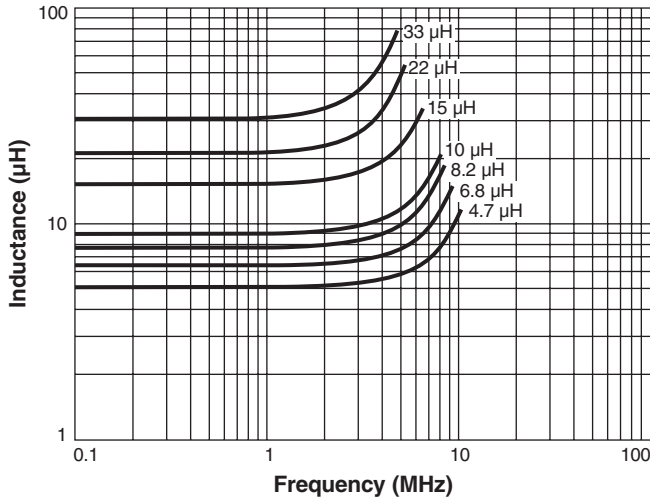
L vs Current



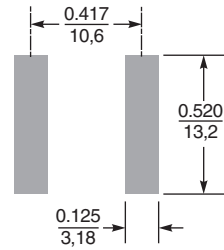
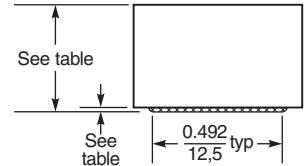
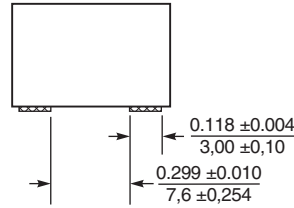


Shielded Power Inductors – XAL1510

L vs Frequency



Dash number	Height max (in / mm)	Terminal thickness typ (in / mm)
-472	0.394 / 10,0	0.0197 / 0.50
-682	0.394 / 10,0	0.0197 / 0.50
-822	0.394 / 10,0	0.0138 / 0.35
-103	0.394 / 10,0	0.0138 / 0.35
-153	0.394 / 10,0	0.0138 / 0.35
-223	0.394 / 10,0	0.0098 / 0.25
-333	0.433 / 11,0	0.0098 / 0.25



Recommended Land Pattern

Dimensions are in $\frac{\text{inches}}{\text{mm}}$



www.coilcraft.com

US +1-847-639-6400 sales@coilcraft.com
UK +44-1236-730595 sales@coilcraft-europe.com
Taiwan +886-2-2264 3646 sales@coilcraft.com.tw
China +86-21-6218 8074 sales@coilcraft.com.cn
Singapore + 65-6484 8412 sales@coilcraft.com.sg

Document 947-3 Revised 12/08/15

© Coilcraft Inc. 2015

This product may not be used in medical or high risk applications without prior Coilcraft approval. Specification subject to change without notice. Please check web site for latest information.