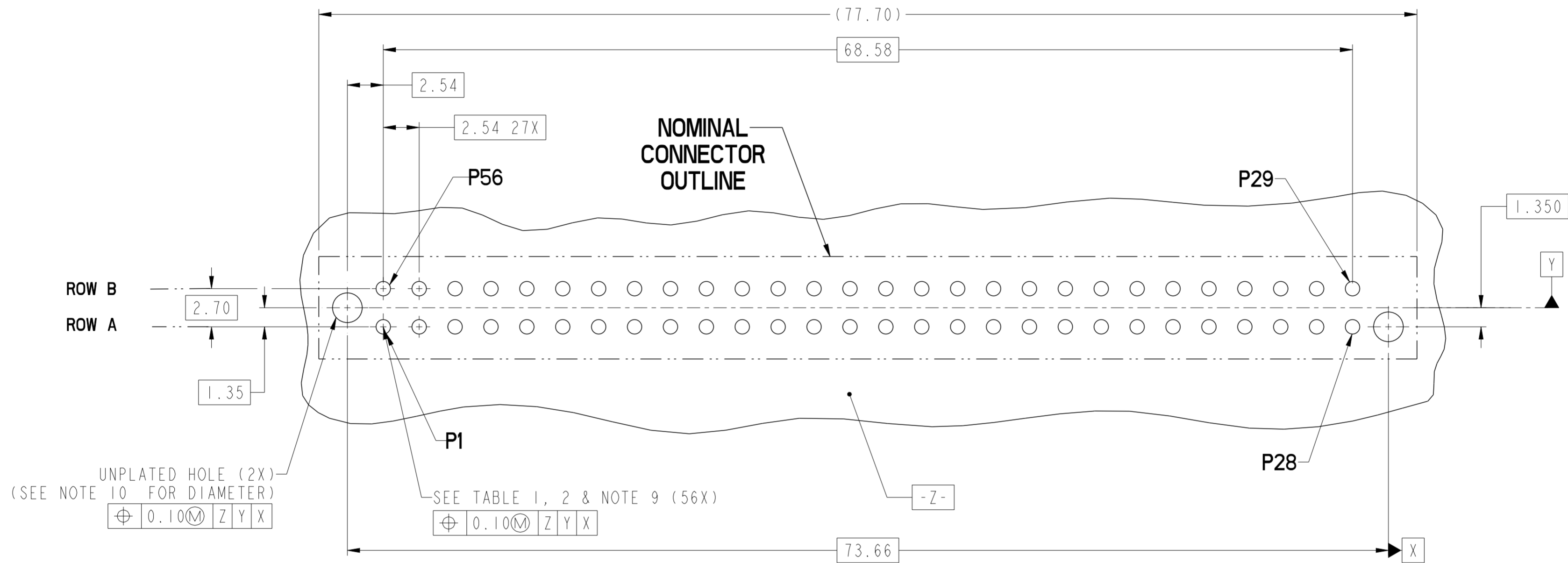
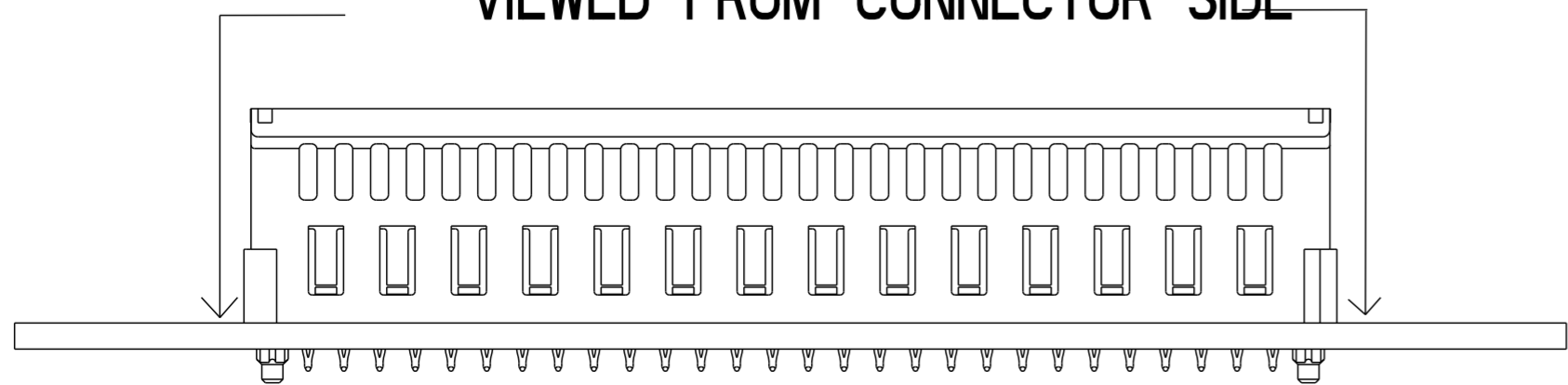


rev	ecn no	dr	date	spec ref	dr	Wei-Long Zhang	2011/12/18	projection	MM	size	A2	scale	4:1			
A		HZ	2012-03-05	tolerance std	eng	Wei-Long Zhang	2012/03/06			ecn no	-	rel level	Released			
-	-	-	-	ASME Y14.5	chr	Eleven Hu	2012/03/07									
-	-	-	-	surface <input checked="" type="checkbox"/> linear ASME Y14.5 angular	TOLERANCES UNLESS OTHERWISE SPECIFIED linear 0.X ±0.3 0.XX ±0.10 0.XXX ±0.050 angular 0° ±2°		title VERT RECT (56P) HIGH POWER CARD EDGE	product family HPCE	dwg no 10119810	rev A	Product - Customer Drw		sheet 1 of 4			
-	-	-	-								www.fci.com	cat. no.	-	PDS: Rev :A	STATUS:Released	Printed: Mar 07, 2012

Copyright FCI. FCI



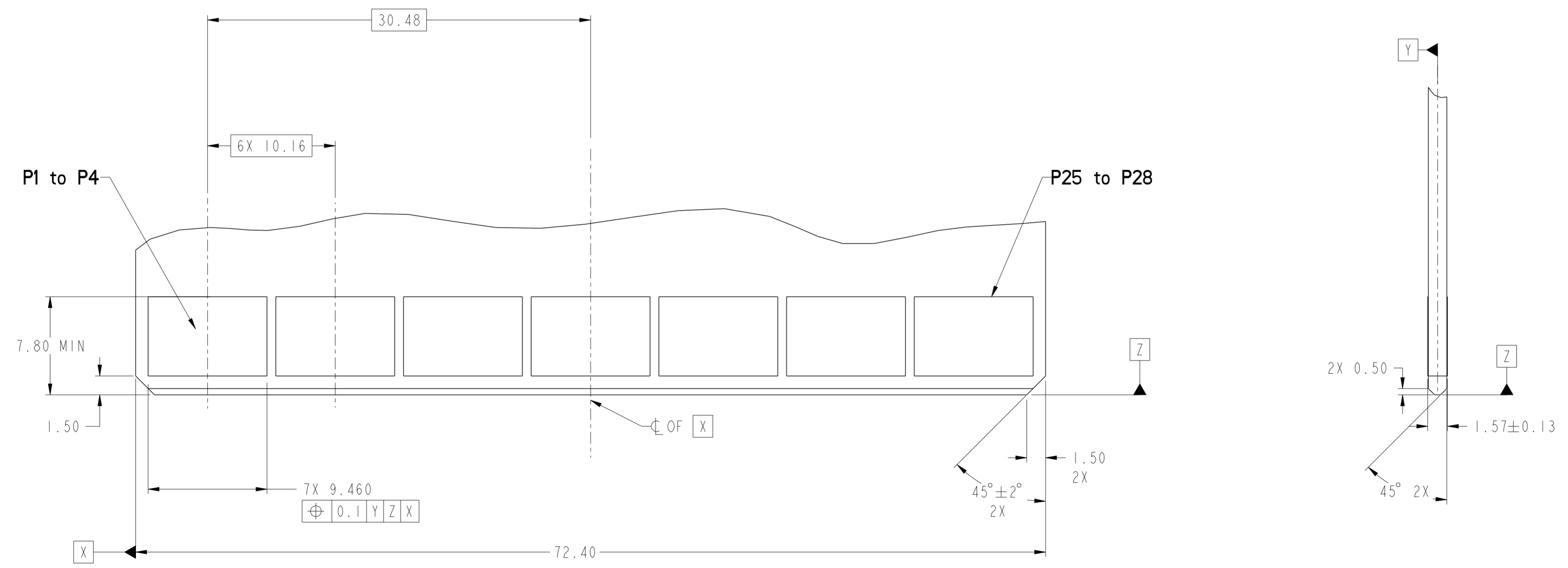
**RECOMMENDED PCB LAYOUT
VIEWED FROM CONNECTOR SIDE**



spec ref	-	dr	Wei-Long Zhang	2011/12/18	projection	MM	size	A2	scale	4:1		
tolerance std	ASME Y14.5	eng	Wei-Long Zhang	2012/03/06			ecn no	-	Product family HPCE	rel level	Released	
surface	TOLERANCES UNLESS OTHERWISE SPECIFIED linear 0.X ±0.3 0.XX ±0.10 0.XXX ±0.050 angular 0° ±2°	chr	Eleven Hu	2012/03/07			cat. no.	-		Product	Customer Drw	sheet 2 of 4
		appr	Pei-Ming Zheng	2012/03/07			www.fci.com	title		VERT RECT (56P) HIGH POWER CARD EDGE	dwg no	10119810

CONTACT TYPE	TOP LAYER DESCRIPTION	TABLE 1 (HPCE / SOLDER TAILS) PLATED THROUGH-HOLE REQUIREMENTS				
		DRILLED HOLE DIAMETER	COPPER THICKNESS	TIN-LEAD THICKNESS	TIN THICKNESS	FINISHED HOLE DIAMETER
POWER & SIGNAL	TIN-LEAD	1.10-1.16 (1.15 DRILL)	0.025 - 0.050	0.005 - 0.015	--	0.94 - 1.10
	IMMERSION TIN	1.10-1.16 (1.15 DRILL)	0.025 - 0.050	--	0.9 - 1.5um	0.94 - 1.10
	COPPER (SEE NOTE 8)	1.10-1.16 (1.15 DRILL)	0.025 - 0.050	--	--	0.94 - 1.10

CONTACT TYPE	TOP LAYER DESCRIPTION	TABLE 2 (HPCE / PRESS-FIT TAILS) PLATED THROUGH-HOLE REQUIREMENTS				
		DRILLED HOLE DIAMETER	COPPER THICKNESS	TIN-LEAD THICKNESS	TIN THICKNESS	FINISHED HOLE DIAMETER
POWER & SIGNAL	TIN-LEAD	0.81-0.86 (0.85 DRILL)	0.025 - 0.050	0.005 - 0.015	--	0.65 - 0.80
	IMMERSION TIN	0.81-0.86 (0.85 DRILL)	0.025 - 0.050	--	0.9 - 1.5um	0.70 - 0.80
	COPPER (SEE NOTE 8)	0.81-0.86 (0.85 DRILL)	0.025 - 0.050	--	--	0.70 - 0.80



RECOMMENDED MATING BOARD FOOTPRINT

Copyright FCI. FCI

spec ref	-	dr	Wei-Long Zhang	2011/12/18	projection	MM	size	A2	scale	4:1												
tolerance std	ASME Y14.5	eng	Wei-Long Zhang	2012/03/06				HPCE	rel level	Released												
TOLERANCES UNLESS OTHERWISE SPECIFIED		chr	Eleven Hu	2012/03/07																		
<table border="1"> <tr> <td>linear</td> <td>0.X</td> <td>±0.3</td> </tr> <tr> <td></td> <td>0.XX</td> <td>±0.10</td> </tr> <tr> <td></td> <td>0.XXX</td> <td>±0.050</td> </tr> <tr> <td>angular</td> <td>0°</td> <td>±2°</td> </tr> </table>		linear	0.X	±0.3								0.XX	±0.10		0.XXX	±0.050	angular	0°	±2°	appr	Pai-Ming Zheng	2012/03/07
linear	0.X	±0.3																				
	0.XX	±0.10																				
	0.XXX	±0.050																				
angular	0°	±2°																				
surface	<table border="1"> <tr> <td>linear</td> <td>0.X</td> <td>±0.3</td> </tr> <tr> <td></td> <td>0.XX</td> <td>±0.10</td> </tr> <tr> <td></td> <td>0.XXX</td> <td>±0.050</td> </tr> <tr> <td>angular</td> <td>0°</td> <td>±2°</td> </tr> </table>	linear	0.X	±0.3		0.XX	±0.10		0.XXX	±0.050	angular	0°	±2°			title	VERT RECT (56P)		dwg no	10119810	rev	A
linear	0.X	±0.3																				
	0.XX	±0.10																				
	0.XXX	±0.050																				
angular	0°	±2°																				
ASME Y14.5		www.fci.com		cat. no.	-		Product - Customer Drw		sheet 3 of 4													

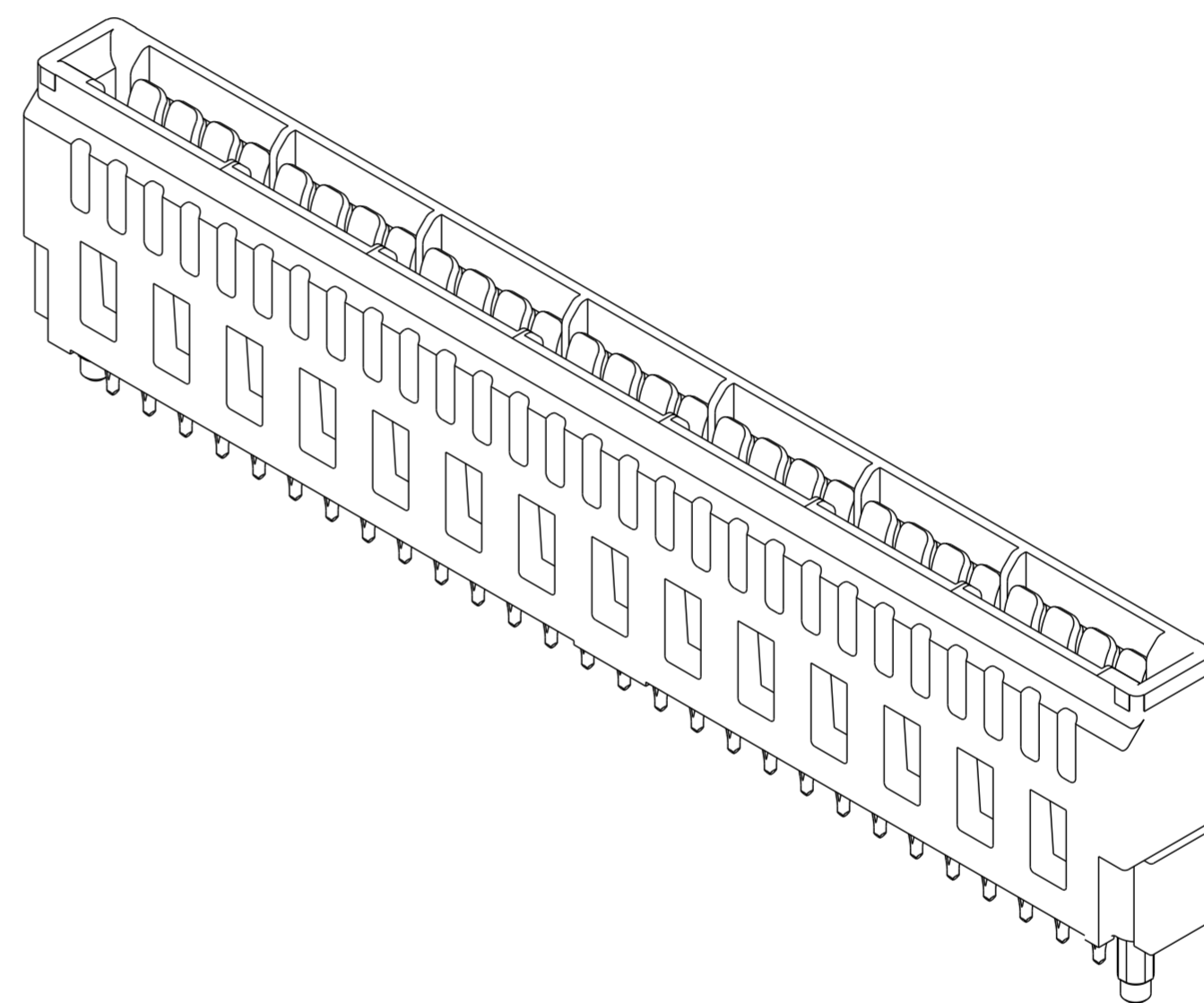
PDS: Rev :A

STATUS:Released

Printed: Mar 07, 2012

HPCE PART NUMBER (TABLE 3)

PART NUMBER	TAIL TYPE	DIM "A" TYPICAL TAIL LENGTH	DIM "B" RECOMMENDED BOARD THICKNESS
10119810-001LF	SOLDER	3.17 ±0.25	1.59 - 2.38
10119810-002LF	PRESS-FIT		1.57 MIN



NOTES:

1. CONNECTOR MATERIALS:
 HOUSING: HIGH TEMPERATURE THERMAL PLASTIC, BLACK
 UL 94V-0 COMPLIANT
 CONTACTS: HIGH PERFORMANCE COPPER ALLOY.
2. CONTACT FINISH REF. GS-12-604 SECTION 5.2.
3. PRODUCT SPECIFICATION: GS-12-604.
4. APPLICATION SPECIFICATION: GS-20-128.
5. PRODUCT MARKING (FCI - PART NUMBER & DATE CODE) ON HOUSING IN AREA SHOWN.
6. PACKAGING MEETS FCI SPECIFICATION GS-14-937.
7. HOUSING COMPONENT WILL WITHSTAND EXPOSURE TO 260°C PEAK TEMPERATURE FOR 60 SECONDS IN A CONVECTION, INFRA-RED, OR VAPOR PHASE REFLOW OVEN.
8. COPPER PLATING THICKNESS IN CENTER OF VIA-HOLE CAN BE NO MORE THAN 0.003 LESS THAN OTHER AREAS.
9. ALL HOLE SIZES ARE FINISHED HOLE SIZES.
10. MOUNTING HOLES ARE UNPLATED
 Ø 2.40 +/- 0.1 FOR PRESS-FIT TAILS
 Ø 2.10 +/- 0.1 FOR SOLDER TAILS

spec ref	-	dr	Wei-Long Zhang	2011/12/18	projection	MM	size	A2	scale	4:1													
tolerance std	ASME Y14.5	eng	Wei-Long Zhang	2012/03/06			ecn no	-	rel level														
TOLERANCES UNLESS OTHERWISE SPECIFIED		chr	Eleven Hu	2012/03/07			product family	HPCE	Released														
surface	<table border="1"> <tr> <td>linear</td> <td>0.X</td> <td>±0.3</td> </tr> <tr> <td></td> <td>0.XX</td> <td>±0.10</td> </tr> <tr> <td></td> <td>0.XXX</td> <td>±0.050</td> </tr> <tr> <td>angular</td> <td>0°</td> <td>±2°</td> </tr> </table>	linear	0.X	±0.3		0.XX	±0.10		0.XXX	±0.050	angular	0°	±2°	appr	Pei-Ming Zheng	2012/03/07	FCI	title	VERT RECT (56P) HIGH POWER CARD EDGE	dwg no	10119810	rev	A
linear	0.X	±0.3																					
	0.XX	±0.10																					
	0.XXX	±0.050																					
angular	0°	±2°																					
ASME Y14.5	www.fci.com	cat. no.	-	Product - Customer Drw	sheet 4 of 4																		