


**NEW!**

Shielded Power Inductors – XAL5020



- High current and very low DCR
- Soft saturation makes them ideal for VRM/VRD applications.
- AEC-200 Grade 1 qualified (–40°C to +125°C ambient)

Core material Composite

Environmental RoHS compliant, halogen free

Terminations RoHS compliant tin-silver over copper. Other terminations available at additional cost.

Weight 0.28 – 0.29 g

Ambient temperature –40°C to +125°C with Irms current, +125°C to +165°C with derated current.

Storage temperature Component: –40°C to +165°C.

Tape and reel packaging: –40°C to +80°C

Resistance to soldering heat Max three 40 second reflows at +260°C, parts cooled to room temperature between cycles

Moisture Sensitivity Level (MSL) 1 (unlimited floor life at <30°C / 85% relative humidity)

Failures in Time (FIT) / Mean Time Between Failures (MTBF)

38 per billion hours / 26,315,789 hours, calculated per Telcordia SR-332

Packaging 1000/7" reel; 3500/13" reel Plastic tape: 12 mm wide, 0.2 mm thick, 8 mm pocket spacing, 2.16 mm pocket depth

PCB washing Tested with pure water or alcohol only. For other solvents, see Doc787_PCB_Washing.pdf.

Part number ¹	Inductance ² ±20% (µH)	DCR (mOhms) ³		SRF typ ⁴ (MHz)	Isat ⁵ (A)	Irms (A) ⁶	
		typ	max			20°C rise	40°C rise
XAL5020-161ME_	0.16	4.11	5.00	205	24.2	13.9	18.8
XAL5020-331ME_	0.33	6.40	7.68	110	17.1	10.5	14.4
XAL5020-561ME_	0.56	8.30	9.54	80	14.1	9.9	13.9
XAL5020-801ME_	0.80	10.3	11.8	64	12.0	9.4	13.0
XAL5020-122ME_	1.2	17.8	20.5	50	9.5	6.8	9.4
XAL5020-222ME_	2.2	34.6	39.8	37	7.0	4.7	6.5

1. When ordering, please specify **packaging** code:

XAL5020-222MEC

Packaging: C = 7" machine-ready reel. EIA-481 embossed plastic tape (1000 parts per full reel).

B = Less than full reel. In tape, but not machine ready.
To have a leader and trailer added (\$25 charge), use code letter C instead.

D = 13" machine-ready reel. EIA-481 embossed plastic tape. Factory order only, not stocked (3500 parts per full reel).

- Inductance tested at 100 kHz, 0.1 Vrms, 0 Adc.
- DCR measured on a micro-ohmmeter.
- SRF measured using an Agilent/HP 4395A or equivalent.
- DC current at which the inductance drops 30% from its value without current.
- Current that causes the specified temperature rise from 25°C ambient.
- Electrical specifications at 25°C.

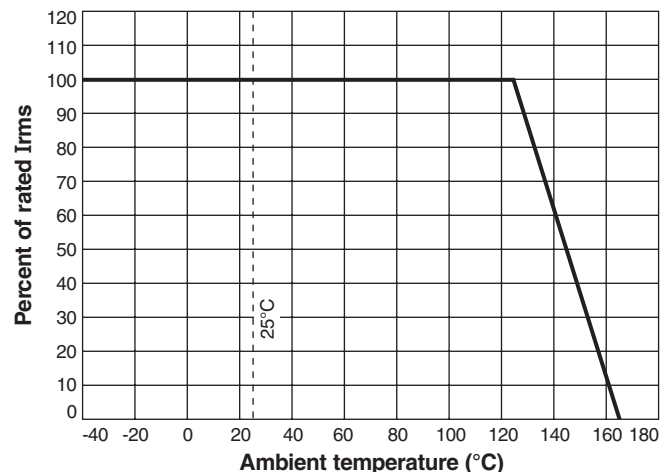
Refer to Doc 362 "Soldering Surface Mount Components" before soldering.

Irms Testing

Irms testing was performed on 0.75 inch wide × 0.25 inch thick copper traces in still air.

Temperature rise is highly dependent on many factors including pcb land pattern, trace size, and proximity to other components. Therefore temperature rise should be verified in application conditions.

Irms Derating



www.coilcraft.com

US +1-847-639-6400 sales@coilcraft.com
UK +44-1236-730595 sales@coilcraft-europe.com
Taiwan +886-2-2264 3646 sales@coilcraft.com.tw
China +86-21-6218 8074 sales@coilcraft.com.cn
Singapore + 65-6484 8412 sales@coilcraft.com.sg

Document 991-1 Revised 11/09/12

© Coilcraft Inc. 2013

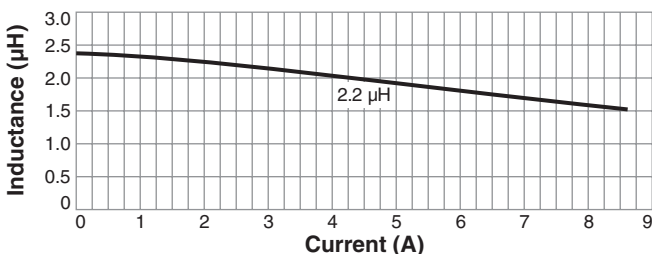
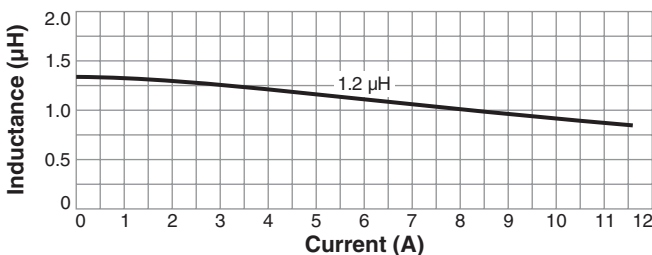
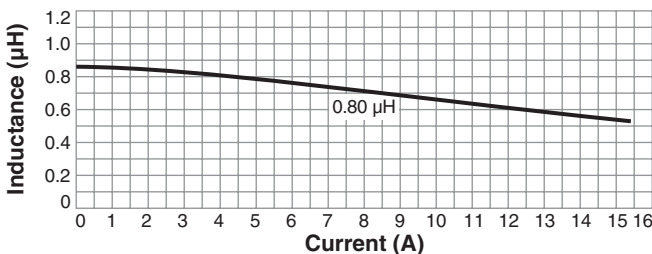
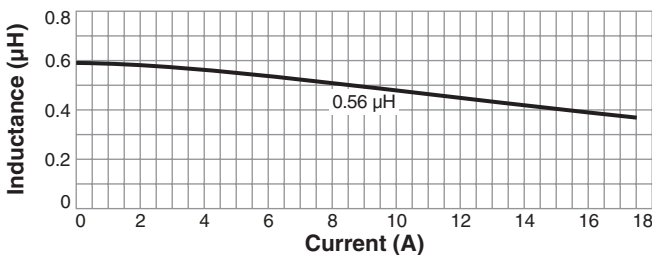
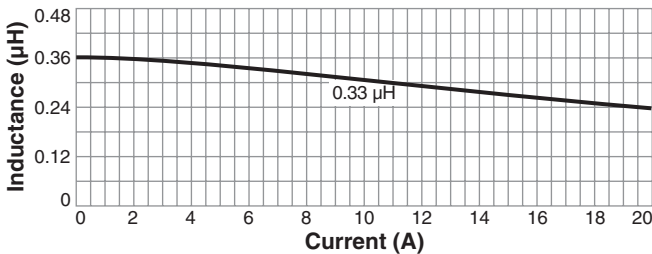
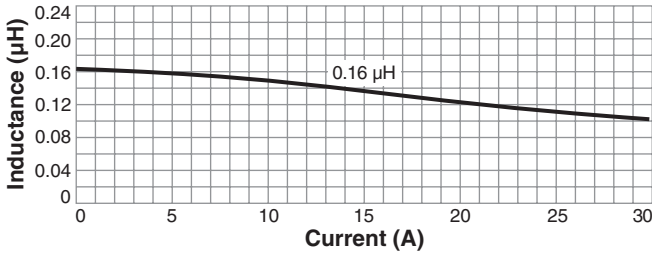
This product may not be used in medical or high risk applications without prior Coilcraft approval. Specification subject to change without notice. Please check web site for latest information.



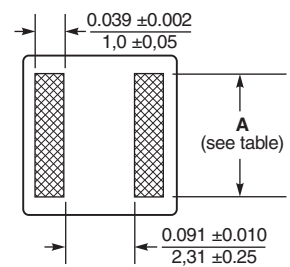
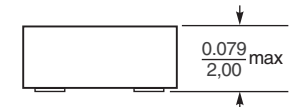
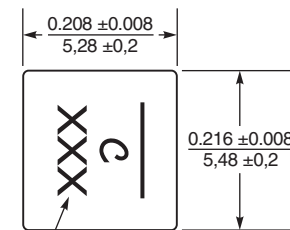
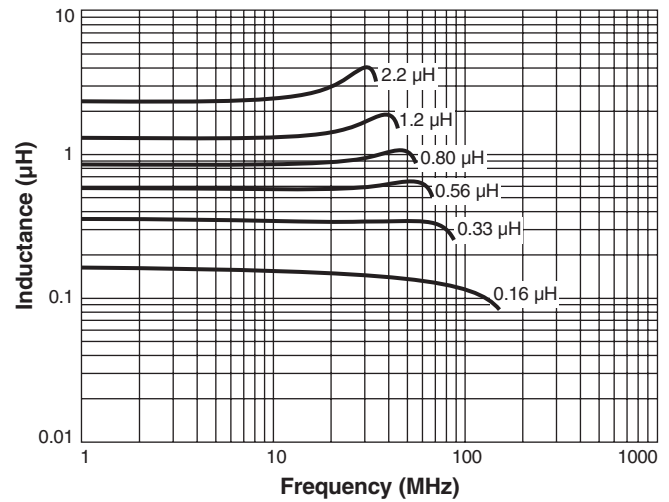
NEW!

Shielded Power Inductors – XAL5020

L vs Current

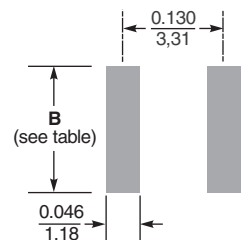


L vs Frequency



Dash number	A ±0.008 in ±0.20 mm (in / mm)	B (in / mm)
-161	0.167 / 4.24	0.171 / 4.34
-331	0.167 / 4.24	0.171 / 4.34
-561	0.167 / 4.24	0.171 / 4.34
-801	0.167 / 4.24	0.171 / 4.34
-122	0.165 / 4.18	0.167 / 4.25
-222	0.163 / 4.14	0.165 / 4.19

Dimensions are in $\frac{\text{inches}}{\text{mm}}$



Recommended Land Pattern



US +1-847-639-6400 sales@coilcraft.com
UK +44-1236-730595 sales@coilcraft-europe.com
Taiwan +886-2-2264 3646 sales@coilcraft.com.tw
China +86-21-6218 8074 sales@coilcraft.com.cn
Singapore + 65-6484 8412 sales@coilcraft.com.sg

Document 991-2 Revised 11/09/12

© Coilcraft Inc. 2013
 This product may not be used in medical or high risk applications without prior Coilcraft approval. Specification subject to change without notice. Please check web site for latest information.