

DATA SHEET

WIRELESS COMPONENTS
FR4 Chip Antenna
ANT1204F007R0870A
UHF (870MHz)
1204 Series



Preliminary



FEATURES

- Compact size
- Omni-directional Radiation
- Tape & reel automatic mounting
- Reflow process compatible
- RoHS compliant

APPLICATIONS

- Smart meter
- Industrial remote control

ORDERING INFORMATION

All part numbers are identified by the series, packing type, material, size, antenna type, working frequency and packing quantity.

PART NUMBER

ANT 1204 F 007 R 0870 A
 (1) (2) (3) (4) (5) (6)

(1) PRODUCT

ANT = Antenna

(2) SIZE

1204= 12 × 4 mm

(3) ANTENNA TYPE

L, F, A=Chip antenna

(4) SERIAL NO.

007

(5) PACKING STYLE

R = Tape and Reel

(6) WORKING FREQUENCY

0870 = UHF 870MHz

PHYCOMP CTC

CAN4311059070871K

I2NC

431105907087

SPECIFICATION

Table 1

DESCRIPTION	VALUE
Centre Frequency	870MHz
Bandwidth	30 MHz (Typ.)
Return Loss	10 dB min
Polarization	Linear
Azimuth Beamwidth	Omni-directional
Peak Gain	1.67 dBi (Typ.)
Impedance	50Ω
Operating Temperature	- 40~85 °C
Maximum Power	1 W
Termination	Cu / Au (Environmentally-Friendly Leadless)
Resistance to Soldering Heats	260°C / 10 sec

NOTE

The specification is defined on Yageo evaluation board

DIMENSION

Table 2 Machinical Dimension

	DIMENSION
L (mm)	12.20±0.20
W (mm)	4.00±0.20
T (mm)	1.60±0.20

OUTLINES

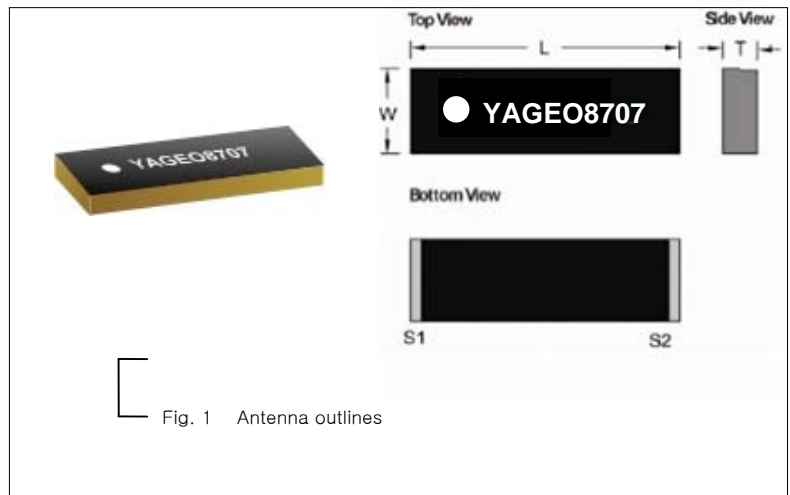


Fig. 1 Antenna outlines

Table 3 Termination configuration

TERMINAL NAME	Function
S1	Feeding Point
S2	Soldering Point

REFERENCE DESIGN OF EVALUATION BOARD

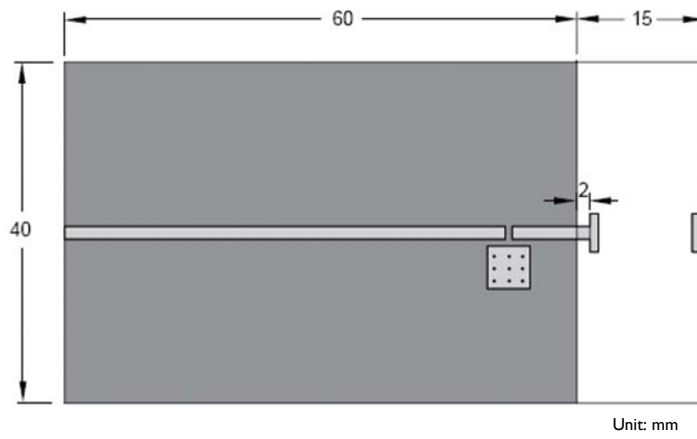


Fig. 2 Outlook and dimension of evaluation board

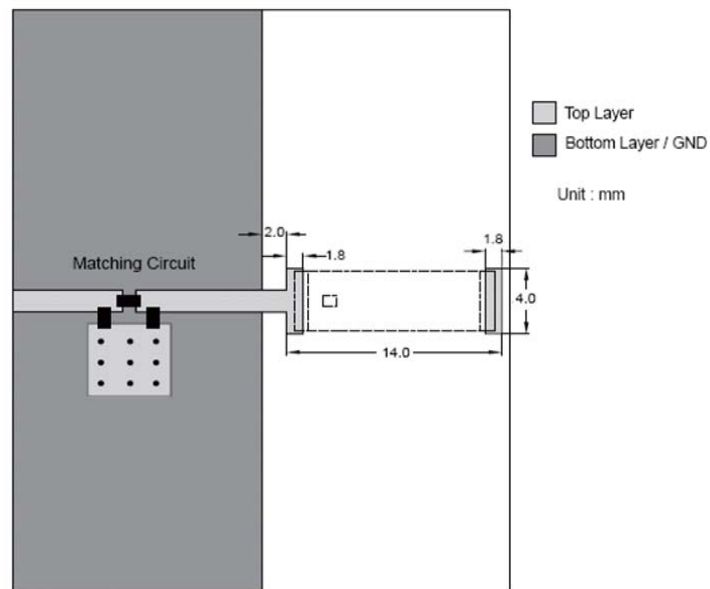
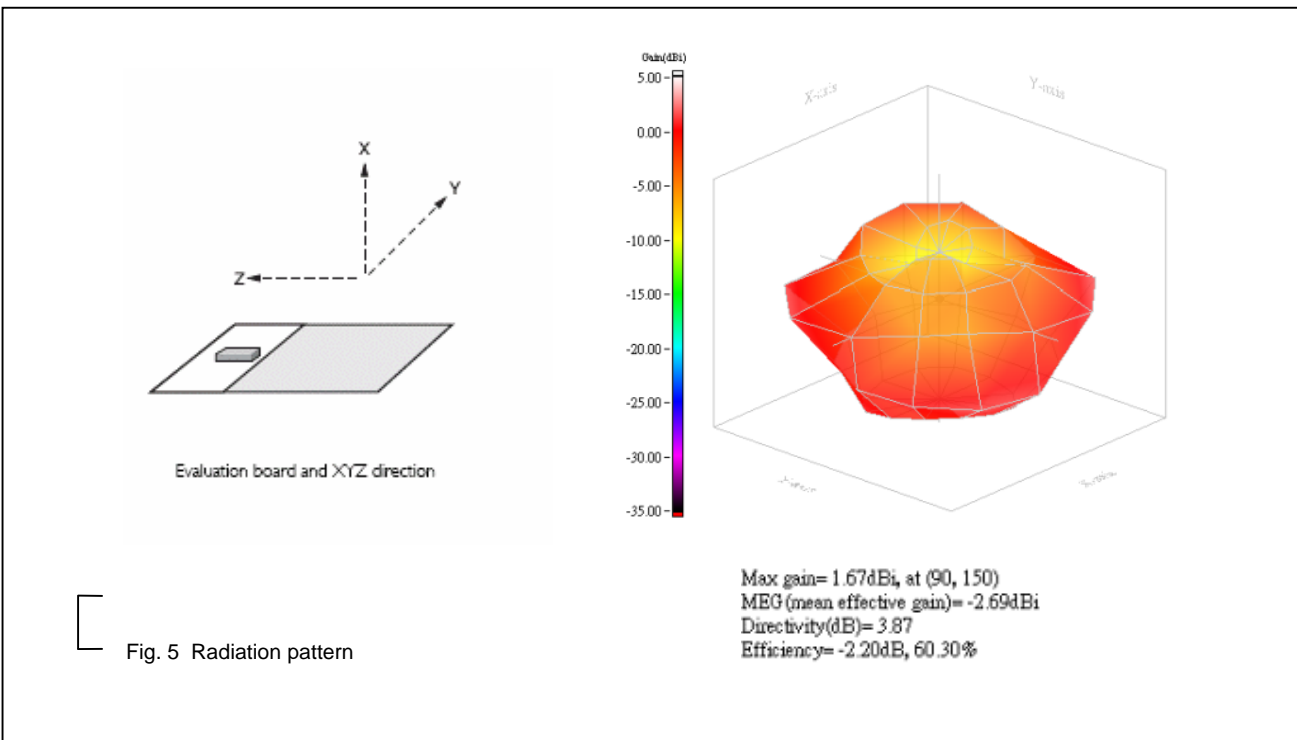
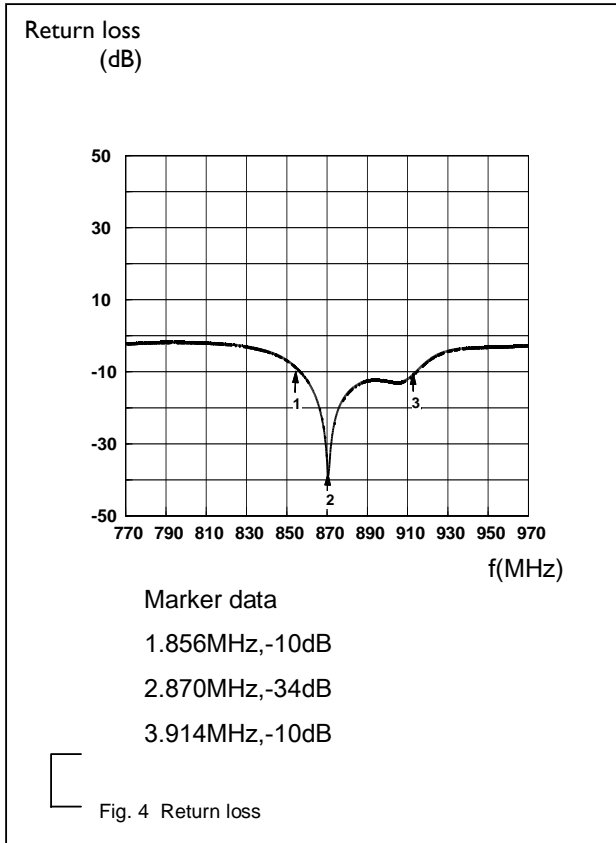


Fig. 3 Details of soldering Pad

ELECTRICAL PERFORMANCE



REVISION HISTORY

REVISION	DATE	CHANGE NOTIFICATION	DESCRIPTION
Preliminary	Sept. 11, 2013		- New data sheet antenna, 870MHz application, 1204 series

Mouser Electronics

Authorized Distributor

Click to View Pricing, Inventory, Delivery & Lifecycle Information:

Yageo:

[ANT1204F007R0870A](#)