

**NEW**

# SSW Series SMT Subminiature Detect Switches

## Features/Benefits

- SMT
- IP67
- Redundant contacts
- Change over time <15ms
- Top and side actuation
- Low acoustics

## Typical Applications

- Automotive, ASIL related applications (electronic parking brake, by-wire functions)
- Safety applications



## Specifications

FUNCTION: momentary action  
 CONTACT ARRANGEMENT: 2 change over contacts = DPDT  
 SWITCHING MODE: non shorting  
 TERMINAL: SMD terminals

## Environmental

OPERATING TEMPERATURE: -40°C to 85°C  
 STORAGE TEMPERATURE: -40°C to 85°C  
 SEALING: IP67

## Mechanical

Type	Force (N)	Operating life* (cycles)	Travel (mm)
SSW 115S	2.0 +/- 1	Up to 300 000	1,2

\* Under Max. electrical load

SHEAR FORCE RESISTANCE: 40N  
 SIDE ACTUATION: cam angle at 40°

## Process

SOLDERING: Depending on the application, this component is suited to the following methods:

- Infrared Reflow Soldering in accordance with C&K product specification

TERMINALS: Silver plated

## Specifications

MAXIMUM POWER: 0.36 W  
 MAXIMUM VOLTAGE: 18 VDC  
 MINIMUM VOLTAGE: 5 V  
 MAXIMUM CURRENT: 20 mA  
 MINIMUM CURRENT: 1 mA  
 DIELECTRIC STRENGTH (50 Hz, 1min.): > 250 Vrms  
 CHANGEOVER TIME: < 15 ms  
 INSULATION RESISTANCE (100 V): > 100 MΩ  
 CONTACT RESISTANCE initial: 100 mΩ

## Packaging

Reel containing 900 pieces

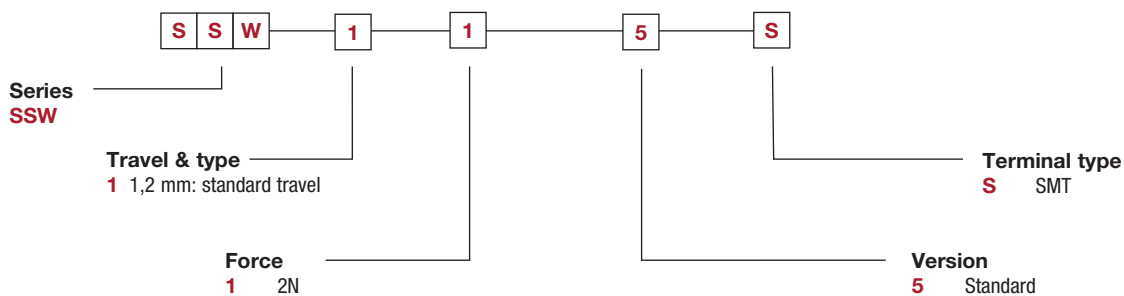
Reel dimensions according to EIA RS481. External diameter 560 mm

**NOTE:** This datasheet is describing main product characteristics. It cannot be considered as a contractual document for design in and subject to change without prior notice. We recommend contacting your closest sales representative to obtain contractual specifications. Product compliance to final application requirement remains customer responsibility.

## How To Order

Our easy build-a-switch concept allows you to mix and match options to create the switch you need. To order, select desired option from each category and place it in the appropriate box.

**For any part number different from those listed above, please consult your local representative.**



**NOTE:** other versions available upon request. Please consult your customer service.



First Angle  
Projection

Dimensions are shown: mm

Specifications and dimensions subject to change



11 jun 18



**E**

**Detect**

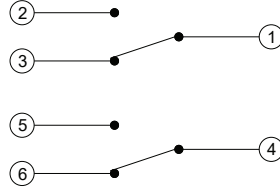
# SSW Series SMT Subminiature Detect Switches

**NEW**

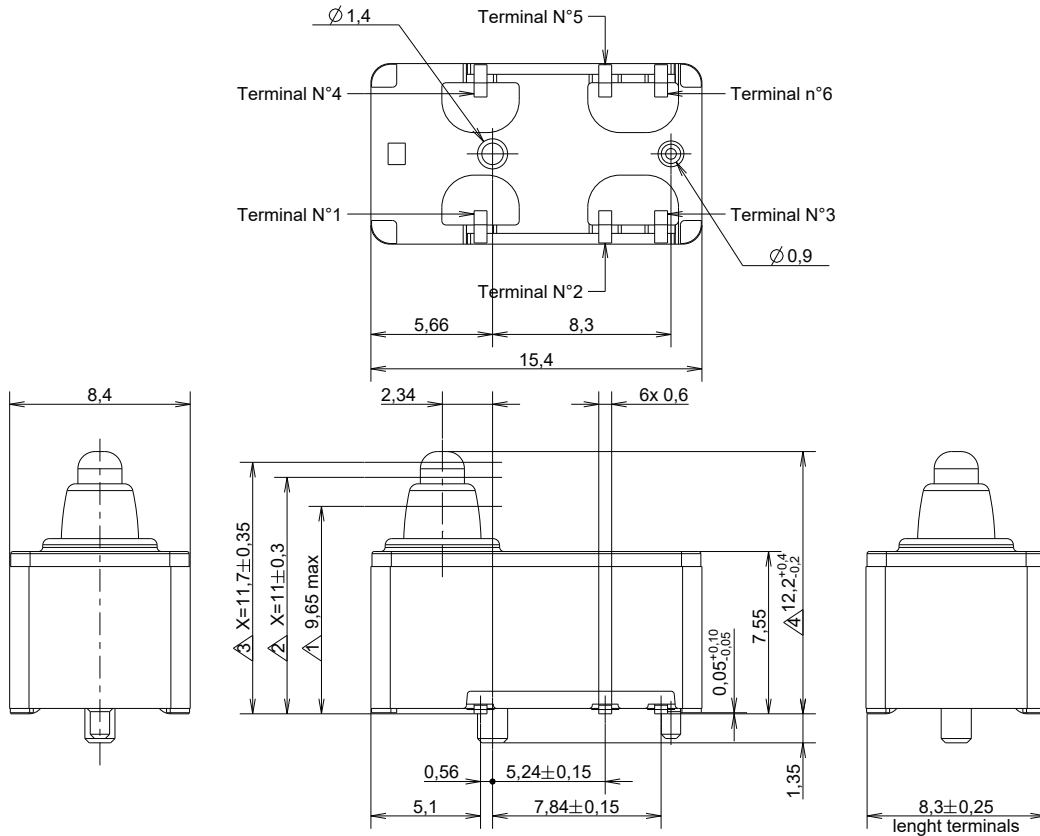
## TYPE CONFIGURATION

Type	Actuator height (mm)	Terminal 1-3 / 4-6 ON Terminal 1-2 / 4-5 OFF (mm)	Terminal 1-3 / 4-6 OFF Terminal 1-2 / 4-5 ON (mm)	Minimum height (mm)
1	$\triangle 12.2 + 0.4 / - 0.2$	$\triangle 3 11.7 +/- 0.35$	$\triangle 2 11.0 +/- 0.3$	$\triangle 1 9.65$

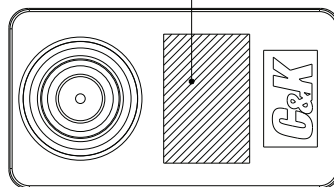
## ELECTRICAL ARRANGEMENT



## DIMENSIONS



Marking area. 3 lines with 5 characters



Dimensions are shown: mm  
Specifications and dimensions subject to change

Detect

