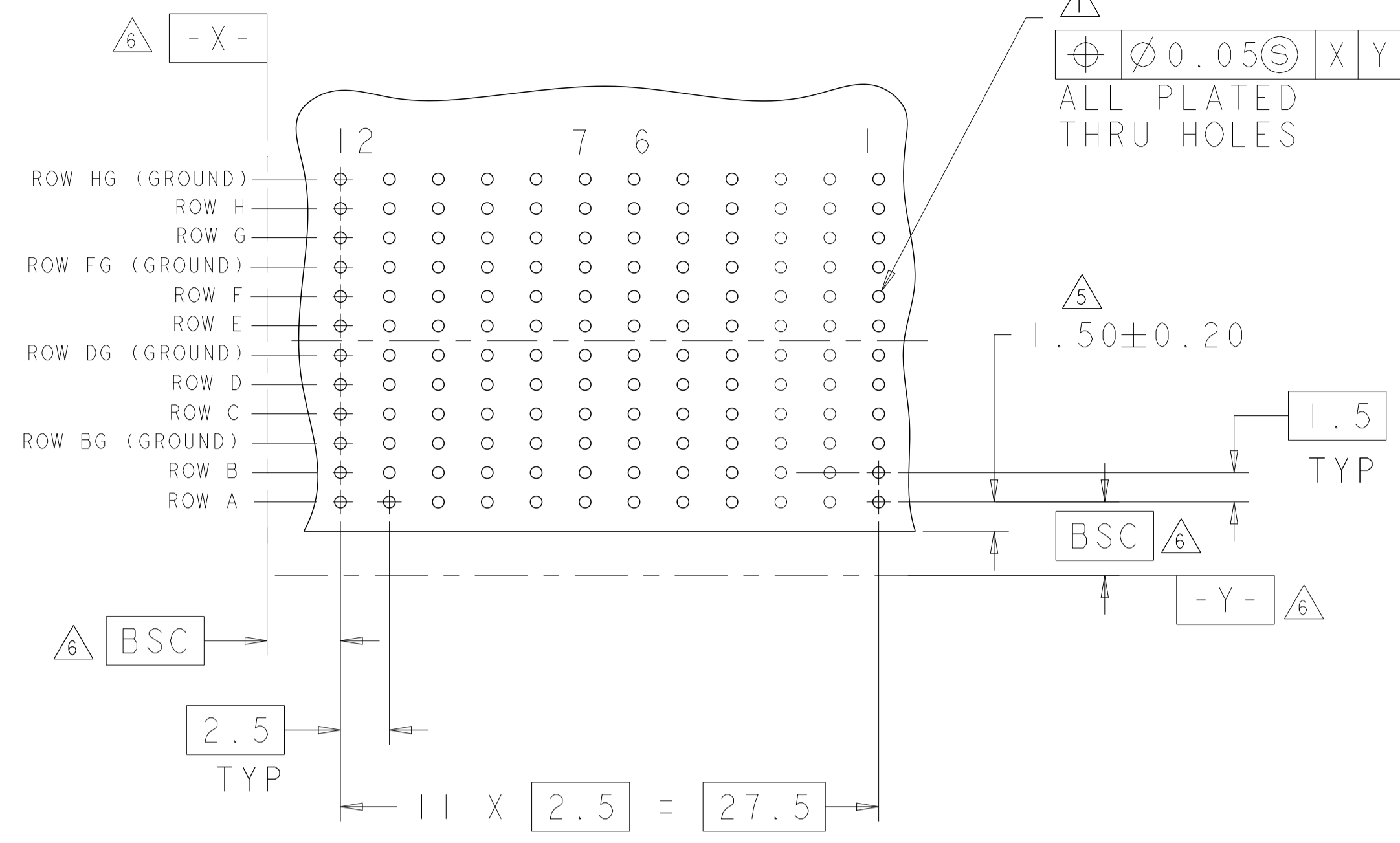
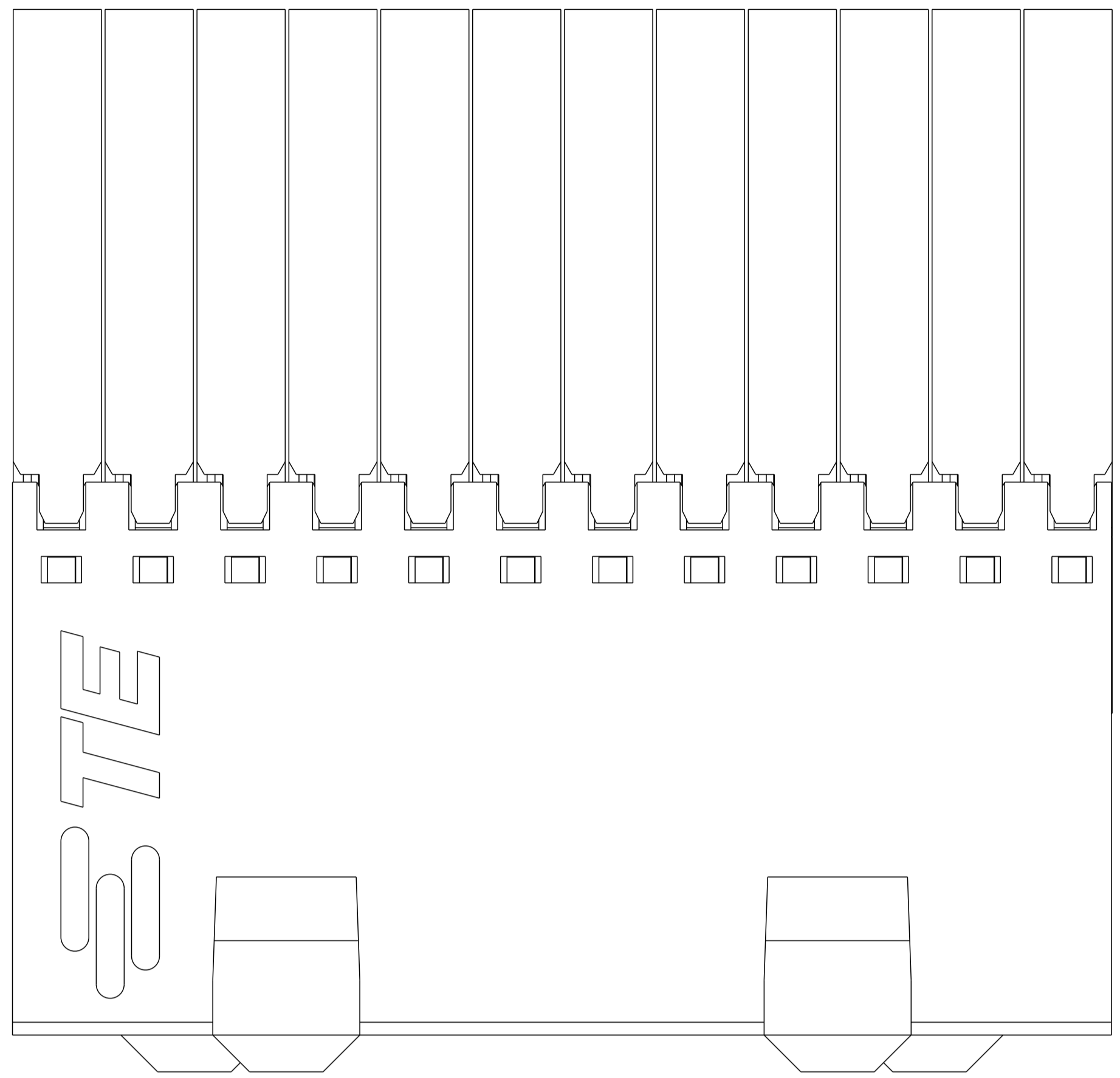
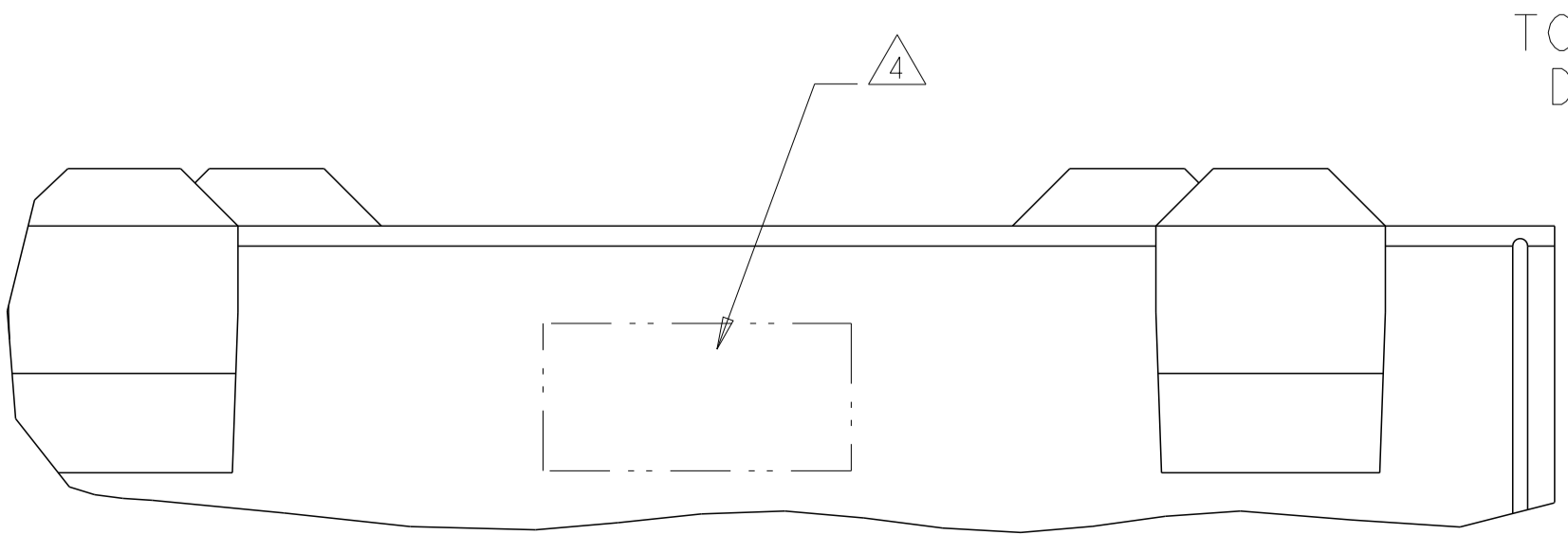
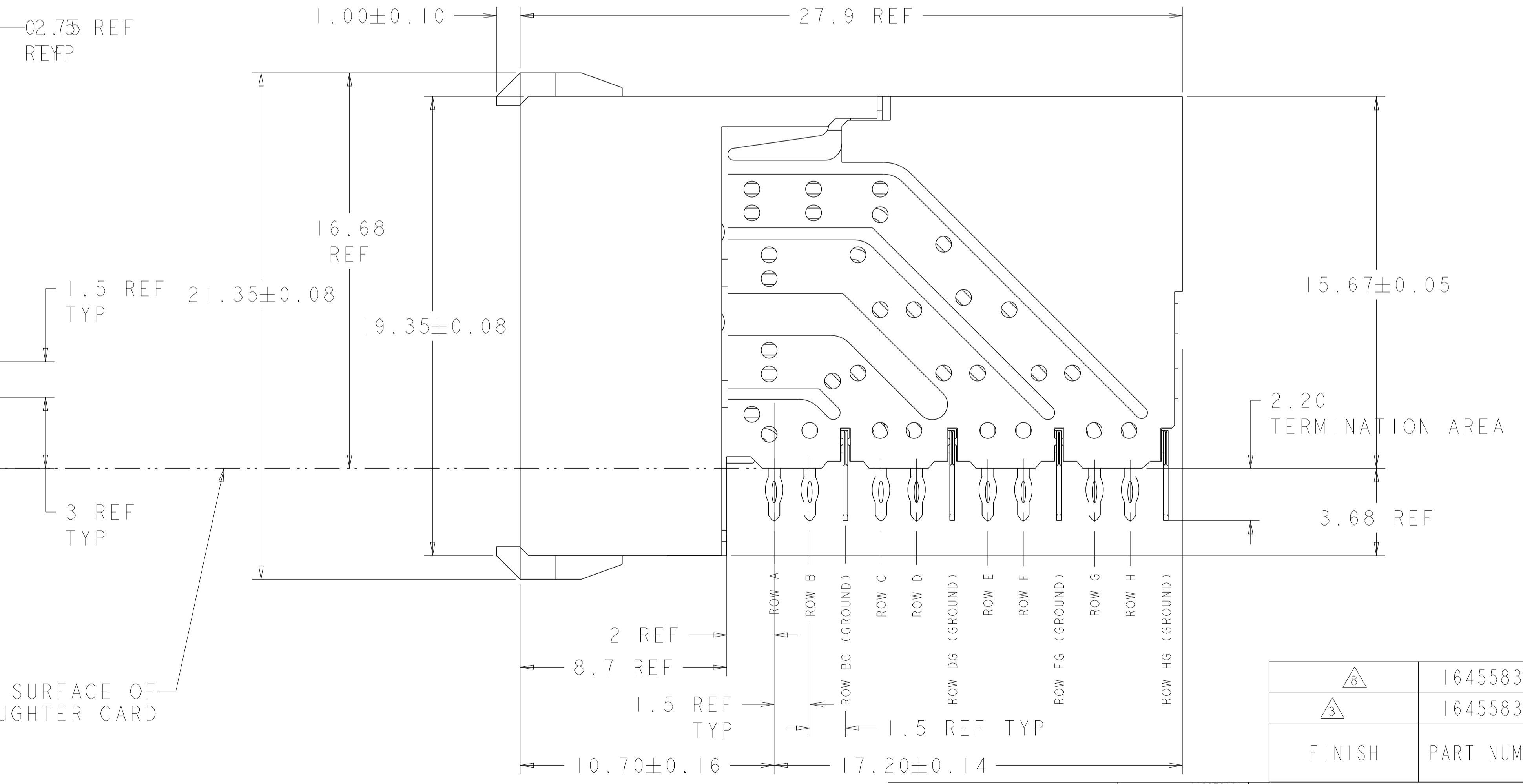
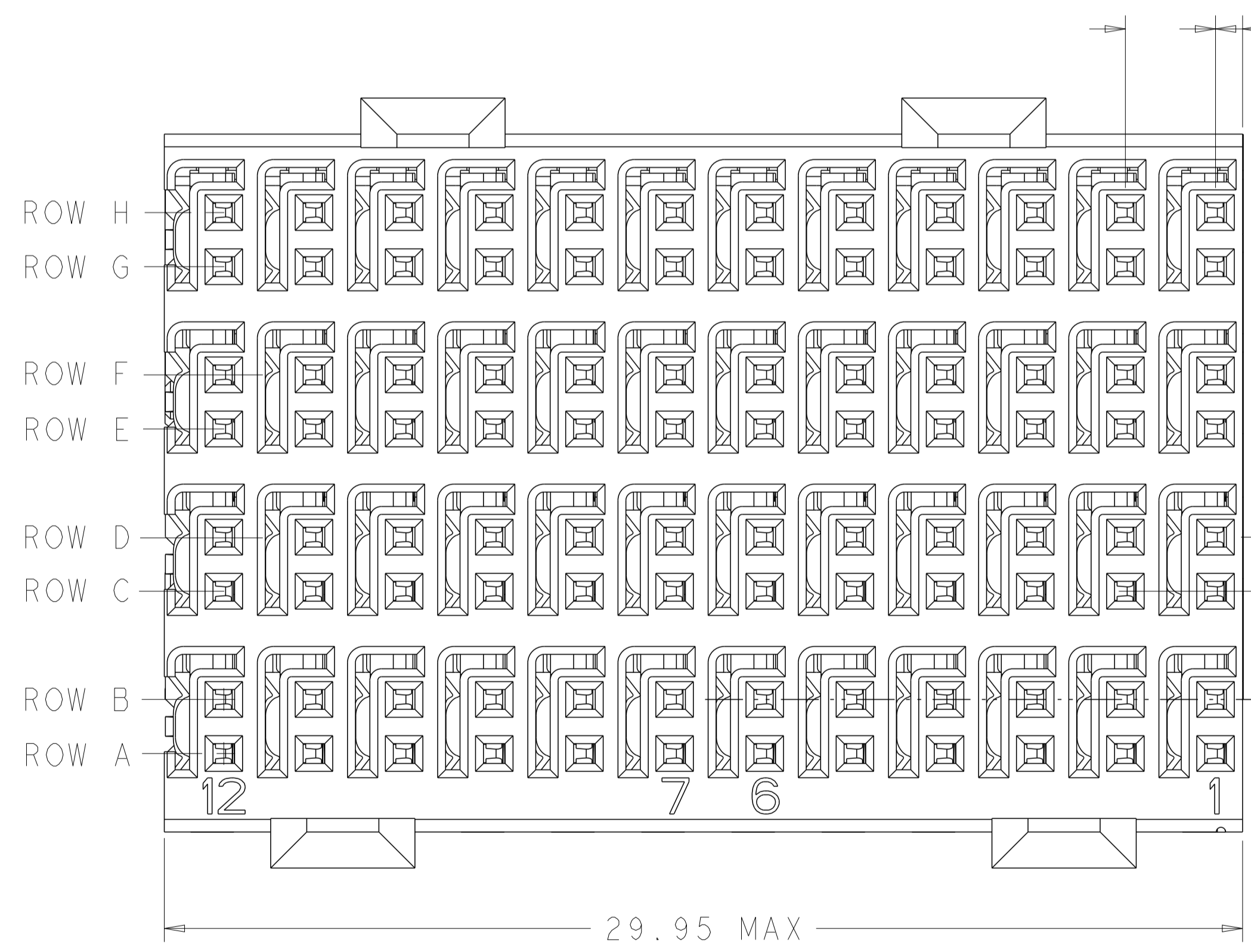


REVISIONS				
P	LTN	DESCRIPTION	DATE	APVD
C		REVISED PER ECO-14-005095	21APR2014	AP RP
D		REVISED PER ECO-16-008845	19SEP2016	AP RP
E		REVISED PER ECO-17-013036	13SEP2017	AP RP



RECOMMENDED PC BOARD LAYOUT, DAUGHTER BOARD, COMPONENT SIDE SHOWN
 SCALE 4:1

- △ REFERENCE APPLICATION SPEC 114-13059 FOR RECOMMENDED PLATED THRU HOLE DIAMETER AND PLATING THICKNESSES.
- △ MATERIAL:
 SHIELD - PHOSPHOR BRONZE
 CONTACT - COPPER-NICKEL-SILICON HOUSING, CHICKLET AND CHICKLET COVER - GLASS FILLED POLYESTER, UL 94V-0 RATED.
- △ FINISH: SIGNAL AND GROUND CONTACTS:
 MATING AREA: 0.76µm MIN GOLD OVER 1.27µm MIN NICKEL
 COMPLIANT PIN AREA: 0.5 µm MIN MATTE TIN OVER 1.27µm MIN NICKEL
- △ CONNECTOR MARKED WITH PART NUMBER AND DATE CODE IN APPROXIMATE AREA SHOWN
- △ DIMENSION APPLIES TO CENTERLINE OF THRU HOLE.
- △ DATUMS AND BASIC DIMENSIONS ESTABLISHED BY CUSTOMER.
- 7. CONTACT AREA LUBRICATED WITH BELLCORE APPROVED LUBRICANT. TECHNICAL REFERENCE: GR-1217-CORE, ISSUE 1, NOVEMBER 1995.
- △ FINISH: CONTACT AND SHIELD
 MATING AREA - 0.076µm MIN GOLD OVER 0.686µm MIN PALLADIUM NICKEL OVER 1.27µm MIN NICKEL
 COMPLIANT PIN AREA - 0.5µm MIN MATTE TIN OVER 1.27µm MIN NICKEL



△	1645583-2
△	1645583-1
FINISH	PART NUMBER

THIS DRAWING IS A CONTROLLED DOCUMENT. DWG: R.GRZYBOWSKI 11OCT2011
 CHK: J.EARY 11OCT2011
 APVD: J.EARY 11OCT2011

DIMENSIONS: mm
 TOLERANCES UNLESS OTHERWISE SPECIFIED:
 0 PLC ±
 1 PLC ±
 2 PLC ±
 3 PLC ±
 4 PLC ±
 ANGLES ±
 FINISH ±

MATERIAL: SEE TABLE

NAME: RECEPTACLE ASSEMBLY, 4 PAIR, 30mm, HMZd

SIZE: A100779
 CAGE CODE: 1645583
 DRAWING NO: 1645583

RESTRICTED TO: E

SCALE: 8:1 SHEET 1 OF 1 REV E