

AC axial fans

S series, Ø 400



- **Material:** Guard grille: Steel, phosphated and coated in black plastic
Wall ring: Sheet steel, pre-galvanised and coated in black plastic
Blades: Sheet steel, coated in black
Rotor: Coated in black
- **Number of blades:** 5
- **Direction of rotation:** Direction of air flow "V" counter-clockwise, direction of air flow "A" counter-clockwise, seen on rotor
- **Type of protection:** IP 44
- **Insulation class:** (A) (B) "B", (C) "F"
- **Mounting position:** Shaft horizontal or rotor on bottom; rotor on top on request
- **Condensate discharges:** Rotor-side
- **Mode of operation:** Continuous operation (S1)
- **Bearings:** Maintenance-free ball bearings

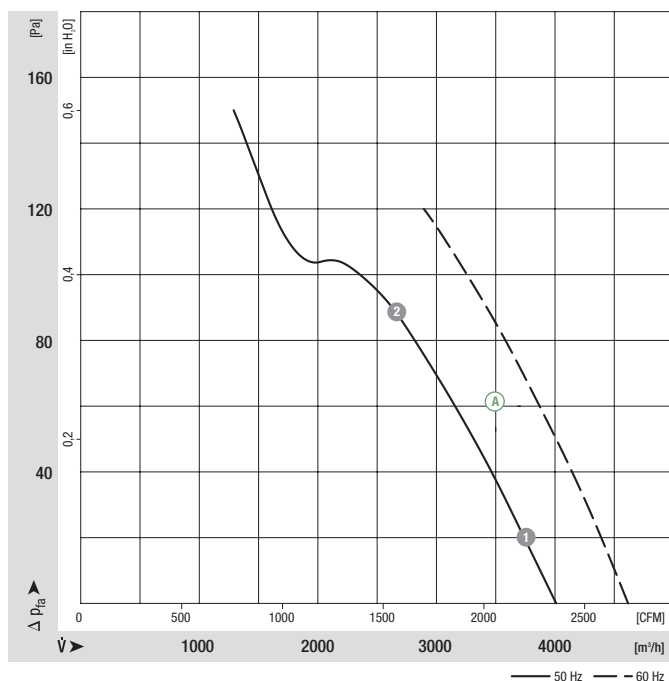
| Nominal data | | Curve | Nominal voltage | Frequency | Air flow | Speed/rpm | Power input | Current draw | Capacitor | Sound pressure level | Max. operative range | Perm. amb. temp. | Mass without attachments | Electr. connection |
|----------------|------------|--------|-----------------|-----------|----------|-----------|-------------|--------------|-----------|----------------------|----------------------|------------------|--------------------------|--------------------|
| Type | Motor | VAC | Hz | m³/h | rpm | W | A | µF/VDB | dB(A) | Pa | °C | kg | p. 416 f. | |
| *4D 400 (1)(2) | M4D 074-EI | (A) 3~ | 230/400 | 50 | 4000 | 1450 | 135 | 0.76/0.44 | — | 68 | 150 | -25 to +40 | 4.2 | C1)/C2) |
| | | 3~ | 230/400 | 60 | 4610 | 1690 | 185 | 0.68/0.39 | — | 72 | 120 | -25 to +40 | | |
| *4E 400 | M4E 074-EI | (B) 1~ | 230 | 50 | 4235 | 1430 | 160 | 0.73 | 6.0/400 | 69 | 150 | -25 to +40 | 4.2 | A1) |
| | | 1~ | 230 | 60 | 4950 | 1700 | 240 | 1.06 | 6.0/400 | 73 | 75 | -25 to +40 | | |
| *6E 400 | M6E 074-DF | (C) 1~ | 230 | 50 | 3290 | 940 | 120 | 0.55 | 3.0/450 | 59 | 50 | -25 to +40 | 4.0 | A1) |
| | | 1~ | 230 | 60 | 3780 | 1080 | 170 | 0.75 | 3.0/400 | 62 | 40 | -25 to +60 | | |

subject to alterations

(1) 400 VAC ΔY for two speed steps available on request

(2) 230 VAC Δ / 400 VAC Y

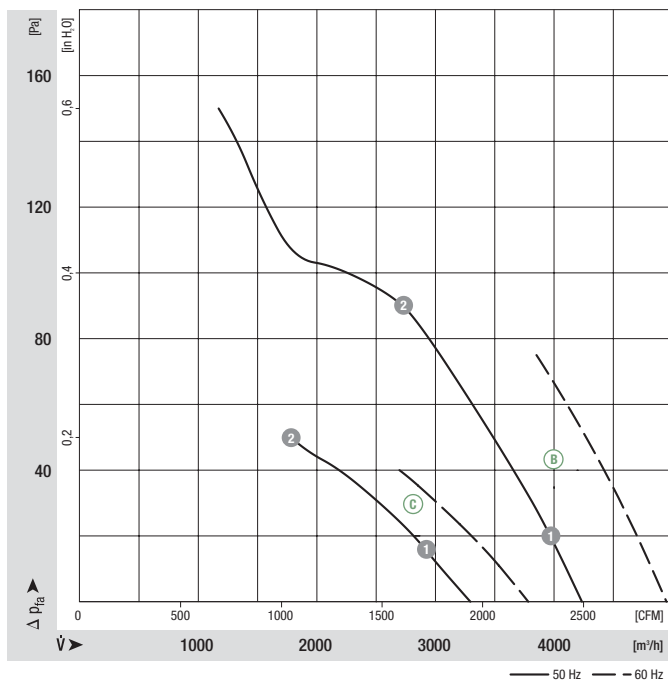
Curves



- **Motor protection:** (A) Without TOP, (B) (C) TOP wired internally
- **Cable exit:** Variable
- **Protection class:** I
- **Product conforming to standards:** EN 60335-1, (B) (C) also CE
- **Approvals:** CCC
- **Options:** Terminal box

| Direction of air flow | | | | | |
|-----------------------|------------------------------------|---------------------------------------|--|---|-----------------------------|
| | < "V"/"A" > Without attachments | < "V"/"A" > With full round nozzle | < "V"/"A" > With guard grille for full nozzle | < "V"/"A" > With guard grille for short nozzle | < "V" > In-line duct fan |
| "V" | A4D 400-AP12 -01 | W4D 400-CP12 -30 | S4D 400-BP12 -30 | S4D 400-AP12 -03 | W4D 400-IP12 -01 |
| "A" | A4D 400-AP12 -02 | W4D 400-CP12 -31 | S4D 400-BP12 -31 | S4D 400-AP12 -04 | — |
| "V" | A4E 400-AP02 -01 | W4E 400-CP02 -30 | S4E 400-BP02 -30 | S4E 400-AP02 -03 | W4E 400-IP02 -01 |
| "A" | A4E 400-AP02 -02 | W4E 400-CP02 -31 | S4E 400-BP02 -31 | S4E 400-AP02 -04 | — |
| "V" | A6E 400-AP10 -01 | W6E 400-CP10 -30 | S6E 400-BP10 -30 | S6E 400-AP10 -30 | — |
| "A" | A6E 400-AP10 -02 | W6E 400-CP10 -31 | S6E 400-BP10 -31 | S6E 400-AP10 -31 | — |

Curves



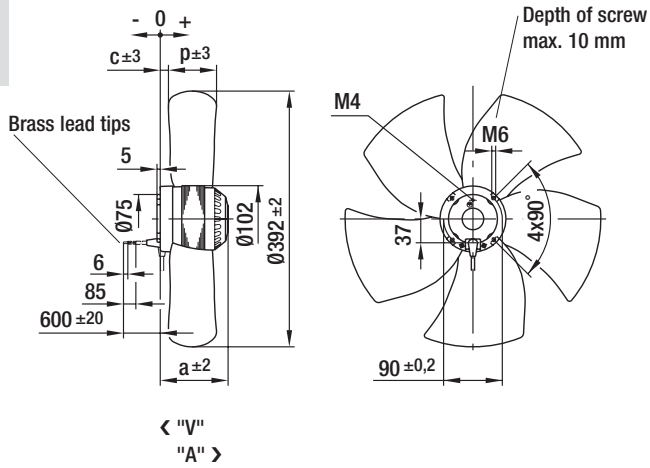
| | n [rpm] | P ₁ [W] | I [A] |
|-------|---------|--------------------|-------|
| (B) 1 | 1430 | 172 | 0.78 |
| (B) 2 | 1395 | 210 | 0.93 |
| (C) 1 | 935 | 126 | 0.57 |
| (C) 2 | 895 | 140 | 0.62 |

AC axial fans

S series, Ø 400, drawings of directions of air flow "V" and "A"



Without attachments

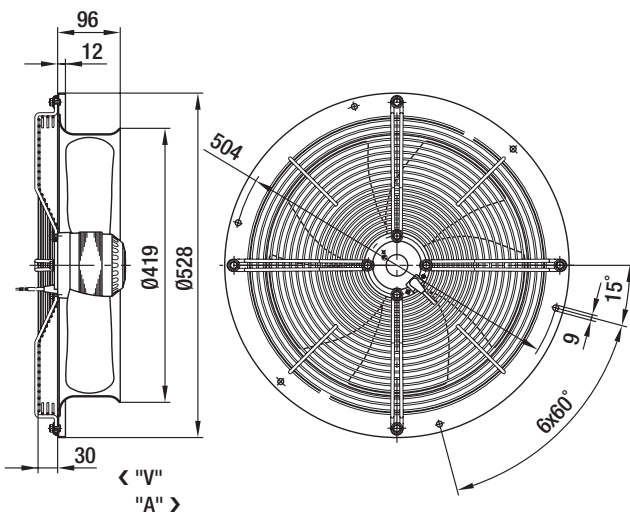


Type

| Type | | a | c | p |
|------------------|-----|-------|------|------|
| A4D 400-AP12 -01 | "V" | 117.0 | 26.0 | 68.0 |
| A4D 400-AP12 -02 | "A" | 117.0 | 22.0 | 68.0 |
| A4E 400-AP02 -01 | "V" | 117.0 | 26.0 | 68.0 |
| A4E 400-AP02 -02 | "A" | 117.0 | 22.0 | 68.0 |
| A6E 400-AP10 -01 | "V" | 104.0 | -5.0 | 90.0 |
| A6E 400-AP10 -02 | "A" | 104.0 | 14.0 | 88.0 |



With full round nozzle

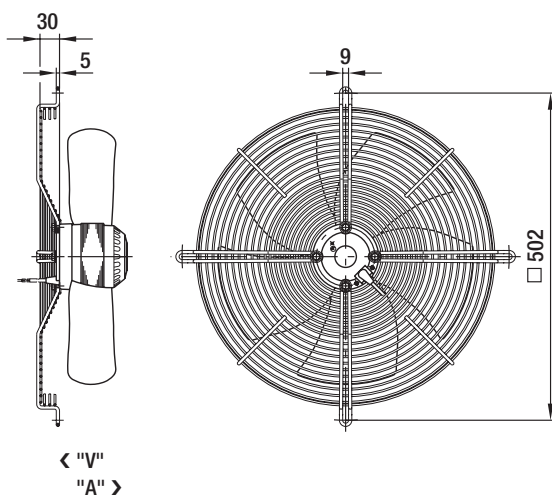


Type

| | |
|------------------|-----|
| W4D 400-CP12 -30 | "V" |
| W4D 400-CP12 -31 | "A" |
| W4E 400-CP02 -30 | "V" |
| W4E 400-CP02 -31 | "A" |
| W6E 400-CP10 -30 | "V" |
| W6E 400-CP10 -31 | "A" |



With guard grille for full nozzle

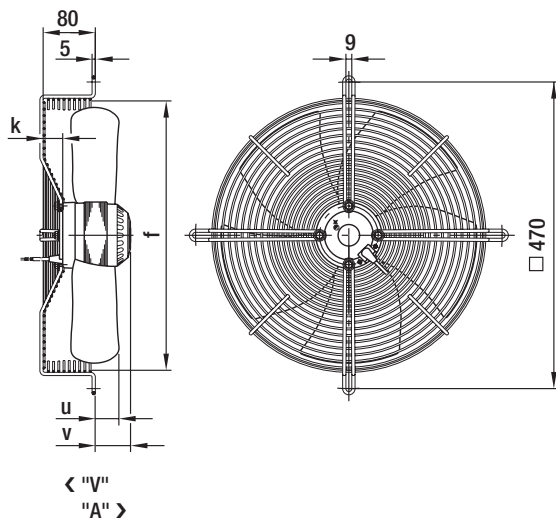


Type

| | |
|------------------|-----|
| S4D 400-BP12 -30 | "V" |
| S4D 400-BP12 -31 | "A" |
| S4E 400-BP02 -30 | "V" |
| S4E 400-BP02 -31 | "A" |
| S6E 400-BP10 -30 | "V" |
| S6E 400-BP10 -31 | "A" |



With guard grille for short nozzle

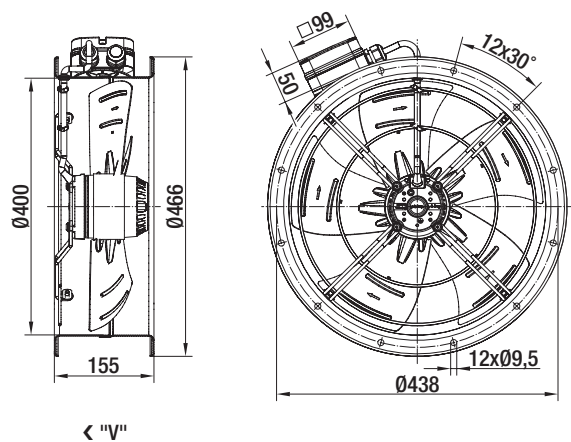


Type

| | | f | k | u | v |
|------------------|-----|-------|------|------|------|
| S4D 400-AP12 -03 | "V" | 420.0 | 10.0 | 24.0 | 47.0 |
| S4D 400-AP12 -04 | "A" | 420.0 | 10.0 | 20.0 | 47.0 |
| S4E 400-AP02 -03 | "V" | 420.0 | 10.0 | 24.0 | 47.0 |
| S4E 400-AP02 -04 | "A" | 420.0 | 10.0 | 20.0 | 47.0 |
| S6E 400-AP10 -30 | "V" | 414.0 | 30.0 | 35.0 | 54.0 |
| S6E 400-AP10 -31 | "A" | 414.0 | 30.0 | 52.0 | 54.0 |



In-line duct fan



Type

| | |
|------------------|-----|
| W4D 400-IP12 -01 | "V" |
| W4E 400-IP02 -01 | "V" |