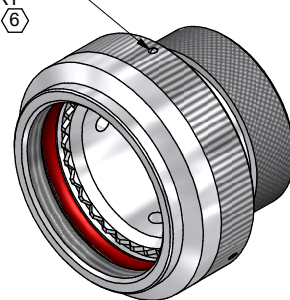


WHEN 'L' MODIFICATION IS SPECIFIED,
COUPLING NUT SHALL HAVE 3 LOCK WIRE HOLES,
120° APART






CODE 40 - HEAT SHRINK BOOT BACKSHELL

209M412-19B-DL

SERIES _____
ORDER NUMBER (TABLE 1) _____
MATERIAL _____
REFER TO CH00-0250-004
FINISH _____
REFER TO CH00-0250-004
MODIFICATION CODE _____
REFER TO CH00-0250-004

NOTES:

1. THIS PRODUCT IS DESIGNED TO TERMINATE A HEAT SHRINKABLE LIPPED BOOT TO A CONNECTOR.
2. FOR ADDITIONAL DIMENSIONS, ORDERING INFORMATION AND MODIFICATIONS, SEE CH00-0250-004.
3. BACKSHELL TO BE PERMANENTLY MARKED/BAGGED AND LABELLED WITH CODE IDENTIFICATION NUMBER AND PART NUMBER. (e.g. 06090-209M412-19B).
4. KNURL INSIDE BOOT GROOVE MAY BE SUPPLIED AT MANUFACTURER'S OPTION.
- ⑤ BACKSHELL MATES TO MIL-C-38999 SERIES III & IV, CLASS C, F, K AND W, D38999/20, /24, /26, /40, /46, /47 CONNECTORS AND WHEN SO MATED PROVIDE A WATER-TIGHT SEAL MEETING THE REQUIREMENTS OF MIL-C-85049, PAR. 3.5.7.
- ⑥ WHEN 'L' MODIFICATION IS SPECIFIED, COUPLING NUT SHALL HAVE 3 LOCK WIRE HOLES, 120° APART.
7. THIS IS A FUNCTIONAL EQUIVALENT OF MIL-C-85049/69
- ⑧ WHEN GROUNDING SCREW MODIFICATION IS ORDERED 18,50 MAX BECOMES 27,20 MAX AND 25,50 MAX BECOMES 34,20 MAX

DRAWN	W.RUST	DATE 11/09/2015	 3RD ANGLE PROJECTION NOT TO SCALE	TITLE: HEAT SHRINK BOOT BACKSHELL		 Polamco 			
CHECKED		11/09/2015							
APPROVED	K.SHEPPARD	11/09/2015		ASSY USED ON: MIL-DTL-39888 SERIES III & IV					
APPROVED	H.SMITH	15/10/2015							
REVISIONS			UNLESS OTHERWISE SPECIFIED ALL DIMENSIONS IN MILLIMETRES GENERAL TOL LINEAR +/-0.25MM ANGULAR +/- 1°	TE CONNECTIVITY - POLAMCO LTD RESERVES THE RIGHT TO AMEND THIS DRAWING AND THE INFORMATION SET FORTH HEREON AT ANY TIME. USERS SHOULD INDEPENDENTLY EVALUATE THE SUITABILITY OF THE PRODUCT FOR THEIR APPLICATION.		DRAWING NO: 209M4XX	DRAWING REV: J	SHT 1	
LTR	DESCRIPTION	DATE							APPROVED
H	REVISED PER ECO-15-002406	19/02/15							H.SMITH
J	REVISED PER ECO-15-013980	15/10/2015							H.SMITH
TE CAGE CODE: 06090 POLAMCO/TE CAGE CODE: U5792									

WHEN 'L' MODIFICATION IS SPECIFIED,
COUPLING NUT SHALL HAVE 3 LOCK WIRE HOLES,
120° APART

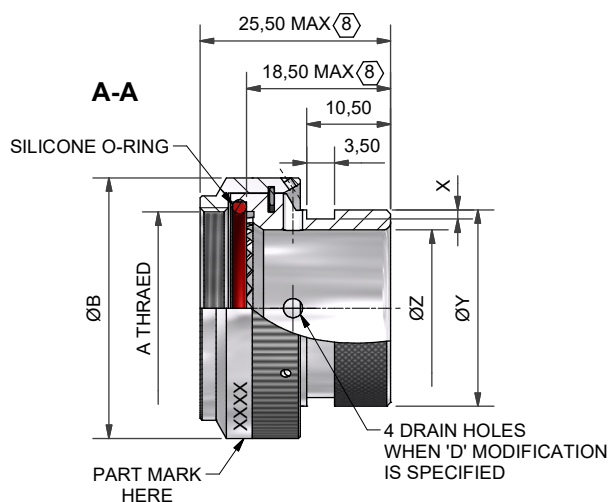
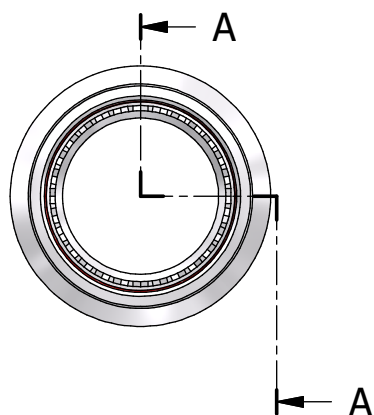
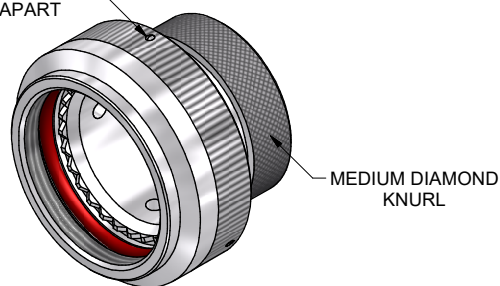



TABLE 1

BASE PART NUMBER	ORDER.NO. ⑤	SHELL SIZE COM'L / MIL	A THREAD	ØB MAX	X +0,20/-0,00	ØY MAX	ØZ MIN
209M408	08	9 / A	M12 × 1.0	18,0	1,12	13,50	6,80
209M410	10	11 / B	M15 × 1.0	21,0	1,12	15,40	10,30
209M412	12	13 / C	M18 × 1.0	24,5	1,12	19,70	13,60
209M414	14	15 / D	M22 × 1.0	29,0	1,12	21,30	16,30
209M416	16	17 / E	M25 × 1.0	32,5	1,12	24,50	19,50
209M418	18	19 / F	M28 × 1.0	35,5	1,12	26,50	21,90
209M420	20	21 / G	M31 × 1.0	37,0	1,75	31,00	25,20
209M422	22	23 / H	M34 × 1.0	40,0	1,75	34,40	28,30
209M424	24	25 / J	M37 × 1.0	43,5	1,75	36,60	31,50

DRAWN	W.RUST	DATE 11/09/2015	 3RD ANGLE PROJECTION NOT TO SCALE
CHECKED		11/09/2015	
APPROVED	K.SHEPPARD	11/09/2015	
APPROVED	H.SMITH	15/10/2015	
			UNLESS OTHERWISE SPECIFIED ALL DIMENSIONS IN MILLIMETRES GENERAL TOL LINEAR +/-0.25MM ANGULAR +/- 1°
REVISIONS			
LTR	DESCRIPTION	DATE	APPROVED
H	REVISED PER ECO-15-002406	19/02/15	H.SMITH
J	REVISED PER ECO-15-013980	15/10/2015	H.SMITH
TE CAGE CODE: 06090 POLAMCO/TE CAGE CODE: U5792			

TITLE:	
HEAT SHRINK BOOT BACKSHELL	
ASSY USED ON:	
MIL-DTL-39888 SERIES III & IV	
TE CONNECTIVITY - POLAMCO LTD RESERVES THE RIGHT TO AMEND THIS DRAWING AND THE INFORMATION SET FORTH HEREON AT ANY TIME. USERS SHOULD INDEPENDENTLY EVALUATE THE SUITABILITY OF THE PRODUCT FOR THEIR APPLICATION.	DRAWING NO: 209M4XX
	DRAWING NO: J

