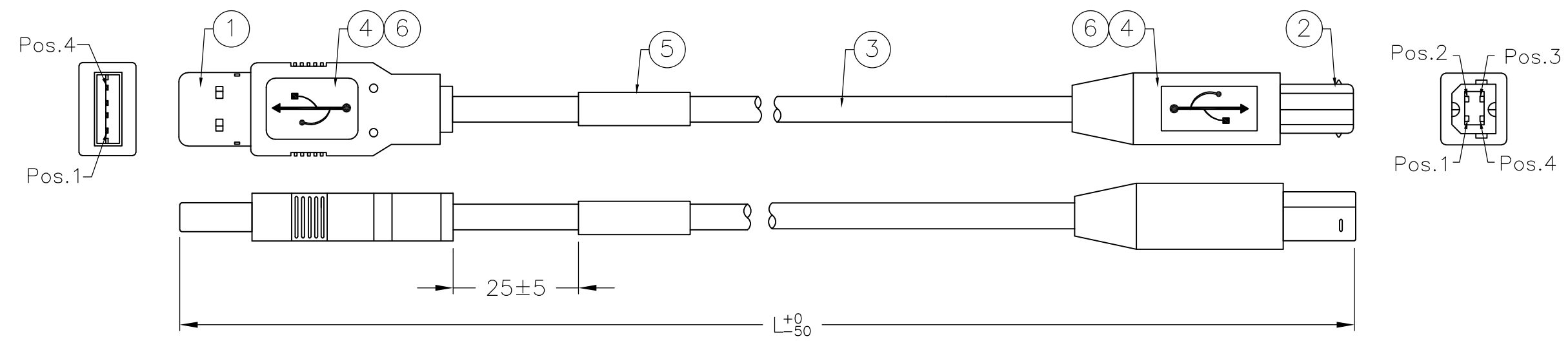
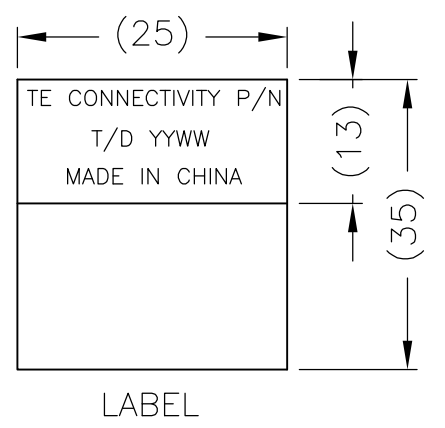
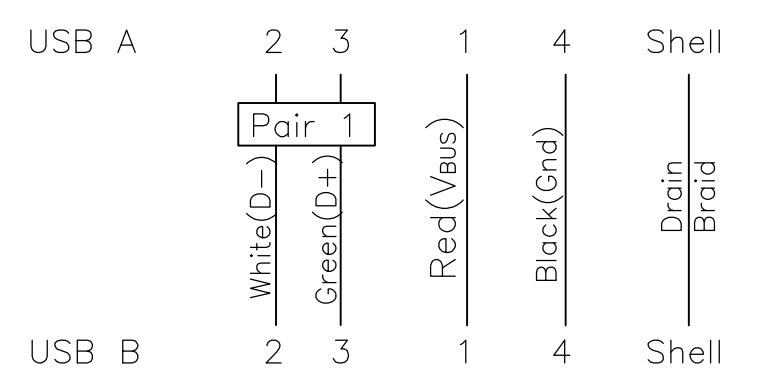


THIS DRAWING IS UNPUBLISHED. RELEASED FOR PUBLICATION
 © COPYRIGHT - By - ALL RIGHTS RESERVED.

LOC	DIST	REVISIONS					
GP	00	P	LTR	DESCRIPTION	DATE	DWN	APVD
		D1		REVISED PER ECO-11-005033	23MAR11	RK	HMR



PIN ASSIGNMENT :



PART NO.	1487595-1	1487595-2	1487595-3
LENGTH(L)	1000	1300	830

- NOTES:
- TESTED FOR CONTINUITY, SHORTS AND OPENS, HI-POT 630V FOR 10MS.
 - CABLE ASSEMBLY MEETS USB 2.0 STANDARDS.
 - EXPOSED CABLE BRAID IS NOT PERMISSIBLE BEYOND OVERMOLD.
 - THE FINAL CABLE ASSEMBLY MAXIMUM LENGTH NOT TO EXCEED 1700MM PER USB SPECIFICATIONS.

AR	AR	AR	MR	COPPER FOIL, W: 5MM	6
1	1	1	PC	LABEL, 25x35mm, White 25x13mm	5
AR	AR	AR	KG	Overmold PVC, 40P, Color: Black(BK01)	4
AR	AR	AR	M1	USB 2.0 Cable 28AWG*1P+26AWG*2C+Al/Mylar +Drain+Braid, Color: Black(BK01), OD: 4.2±0.1mm	3
1	1	1	PC	USB 4Pin Connector Contacts: Gold 30U Plated, Shell: Nickel Plated, Housing UL94V-0 B Type.	2
1	1	1	PC	USB 4Pin Connector Contacts: Gold 30U Plated, Shell: Nickel Plated, Housing UL94V-0 A Type.	1
-3	-2	-1	U/M	DESCRIPTION	ITEM

PRODUCT AND PROCESSING MUST MEET REQUIREMENTS OF TE CONNECTIVITY ENVIRONMENTAL STANDARD TEC-138-702

THIS DRAWING IS A CONTROLLED DOCUMENT.		DWN BOVEY LIU 25FEB02	STE TE Connectivity	
DIMENSIONS: mm		CHK J.HUNT 25FEB02		
TOLERANCES UNLESS OTHERWISE SPECIFIED:		APVD J.HUNT 25FEB02	NAME CABLE ASSEMBLY, USB A TYPE TO USB B TYPE	
0 PLC ± -		PRODUCT SPEC	-	
1 PLC ± -		APPLICATION SPEC	-	
2 PLC ± -		WEIGHT	-	
3 PLC ± -		CUSTOMER DRAWING	-	
4 PLC ± -		SCALE N.T.S.	SIZE A3	CAGE CODE 00779
ANGLES ± -		SHEET 1 OF 1	DRAWING NO. C-1487595	RESTRICTED TO -
FINISH -		REV D1		