

249 SERIES FOR 3/8" MOUNTING HOLE

| PART NUMBER* | COLOR | VOLTAGE | mA | SERIES OHMS | FIG |
|-------------------|-------|---------------|-----|-------------|-----|
| 249-7841-1431-574 | RED | 105-125 AC-DC | 0.7 | 100K | 1 |
| 249-7841-1433-574 | AMBER | 105-125 AC-DC | 0.7 | 100K | 1 |
| 249-7841-1437-574 | CLEAR | 105-125 AC-DC | 0.7 | 100K | 1 |
| 249-7866-1431-514 | RED | 110-125 AC-DC | 1.9 | 22K | 1 |
| 249-7866-1433-514 | AMBER | 110-125 AC-DC | 1.9 | 22K | 1 |
| 249-7866-1437-514 | CLEAR | 110-125 AC-DC | 1.9 | 22K | 1 |

Material & Finish: Housing - Black Anodized Aluminum. Cap - High Impact Plastic



***PART NUMBER ORDERING CODE**
249 - 7841 - xx3x - 574
249 - 7866 - xx3x - 514

Series: _____ Lens Shape:
 14 - Fig 1 = Cylindrical
 09 - Fig 2 = Stovepipe

507 SERIES CARTRIDGES FOR HOLDERS & CLIPS • 25,000 LIFE HOURS

| PART NUMBER* | COLOR | VOLTAGE | mA | SERIES OHMS | FIG |
|-------------------|-------|---------------|-----|-------------|-----|
| 507-4537-1431-640 | RED | 105-125 AC-DC | 0.3 | 100K | 3 |
| 507-4537-1433-640 | AMBER | 105-125 AC-DC | 0.3 | 100K | 3 |
| 507-4537-1435-640 | WHITE | 105-125 AC-DC | 0.3 | 100K | 3 |
| 507-4537-1437-640 | CLEAR | 105-125 AC-DC | 0.3 | 100K | 3 |
| 507-4538-1431-630 | RED | 110-125 AC-DC | 1.2 | 47K | 3 |
| 507-4538-1433-630 | AMBER | 110-125 AC-DC | 1.2 | 47K | 3 |
| 507-4538-1435-630 | WHITE | 110-125 AC-DC | 1.2 | 47K | 3 |
| 507-4538-1437-630 | CLEAR | 110-125 AC-DC | 1.2 | 47K | 3 |

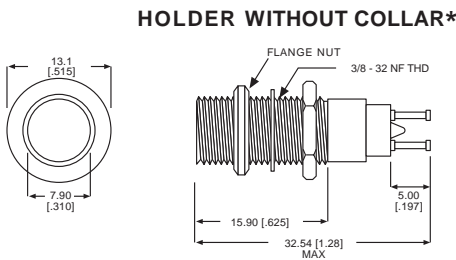
Material & Finish: Housing - Clear Anodized Aluminum. Cap - High Impact Plastic



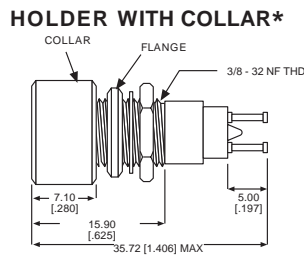
***PART NUMBER ORDERING CODE**
507 - 4537 - xx3x - 640
507 - 4538 - xx3x - 630

Series: _____ Lens Shape:
 14 - Fig 3 = Cylindrical
 09 - Fig 4 = Stovepipe

250 & 508 SERIES HOLDERS FOR 3/8" MOUNTING HOLE



250-8745-14-504



508-8745-504

***PART NUMBER ORDERING CODE**
250 - xx45 - 14 - 504
508 - xx45 - 504

Series: _____ Terminal Type:
 87 = Turret Terminals
 74 = Solder Blade (Not Shown)
 75 = Solder Cups (Not Shown)

250 Series Caps for use with 507 cylindrical cartridges. (Fig. 3)

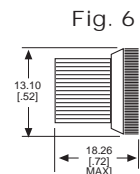
| CAP PART NO. | COLOR | FIG |
|--------------|-------|-----|
| 250-3531-500 | RED | 5 |
| 250-3533-500 | AMBER | 5 |
| 250-3535-500 | WHITE | 5 |
| 250-3537-500 | CLEAR | 5 |



Material & Finish: Holders - Black Anodized Aluminum, Cap - Polycarbonate Fig. 5, High Impact Plastic Fig. 6, Cartridge - Clear Anodized Aluminum

250 Series Caps for use with 507 stovepipe cartridges. (Fig. 4)

| CAP PART NO. | COLOR | FIG |
|--------------|-------|-----|
| 250-1631-500 | RED | 6 |
| 250-1633-500 | AMBER | 6 |
| 250-1635-500 | WHITE | 6 |
| 250-1637-500 | CLEAR | 6 |



515 SERIES CONNECTORS & SPEED CLIPS FOR 9/32" MOUNTING HOLE



Green and Blue Lens Caps Not Available for Neon Indicators
 Dimensions in mm [inches]