

Pkg. Size	A	B	C	D	Wt. (g)	Land Patterns				Reel Information			
						V	W (ref)	X	Y	Tape Width mm	Pitch mm	Parts 7" Reel	Parts 13" Reel
0402 (1005)	0.5±0.05 0.020	0.5±0.05 0.020	1.0±0.05 0.040	0.25±0.15 0.010	0.002	0.40 0.016	1.30 0.051	0.70 0.028	0.90 0.035	8	4	10000	—
0603 (1608)	0.8±0.15 0.031	0.8±0.15 0.031	1.6±0.15 0.063	0.4±0.2 0.016	0.006	0.60 0.024	1.70 0.067	1.00 0.039	1.10 0.043	8	4	4000	10000
0805 (2012)	0.9±0.2 0.035	1.25±0.2 0.049	2.0±0.2 0.079	0.5±0.3 0.020	0.01	0.60 0.024	1.90 0.075	1.50 0.059	1.30 0.051	8	4	4000	10000
1206 (3216)	1.1±0.2 0.043	1.6±0.2 0.063	3.2±0.2 0.126	0.7±0.3 0.028	0.03	1.20 0.047	2.80 0.110	1.80 0.071	1.60 0.063	8	4	3000	10000
1806 (4516)	1.6±0.2 0.063	1.6±0.2 0.063	4.5±0.2 0.177	0.7±0.3 0.028	0.06	2.00 0.079	3.90 0.154	1.80 0.071	1.90 0.075	12	8	2000	10000
1812 (4532)	1.5±0.2 0.063	3.2±0.2 0.126	4.5±0.2 0.177	0.7±0.3 0.028	0.09	2.00 0.079	3.90 0.154	3.40 0.134	1.90 0.075	12	8	1000	5000

Part Number: 2508056017Y2  
 Frequency Range: Medium Current  
 Description: CHZ0.9/1.3/2-Y2-601 MULTI-LAYER CHIP BEAD  
 Application: Suppression Components  
 Where Used: Board Component  
 Part Type: Chip Beads  
 Preferred Part: ✓

### Part Type Information

### Mechanical Specifications

Weight: 0.01 (g)

[View Chart Legend](#)

Dim	mm	mm tol	nominal inch	inch misc.
A	0.90	±0.20	0.035	—
B	1.25	±0.20	0.049	—
C	2.00	±0.20	0.079	—
D	0.50	±0.30	0.020	—
E	—	—	—	—
F	—	—	—	—
G	—	—	—	—
H	—	—	—	—
J	—	—	—	—
K	—	—	—	—

Land Patterns				
V	W (ref)	X	Y	Z
0.600 0.024	1.900 0.075	1.500 0.059	1.300 0.051	—

Winding Information			
Turns Tested	Wire Size	1st Wire Length	2nd Wire Length
—	—	—	—

Reel Information				
Tape Width mm	Pitch mm	Parts 7" Reel	Parts 13" Reel	Parts 14" Reel
8	4	4000	10000	—

Pkg Size
0805 (2012)

Connector Plate	
# Holes	# Rows
—	—

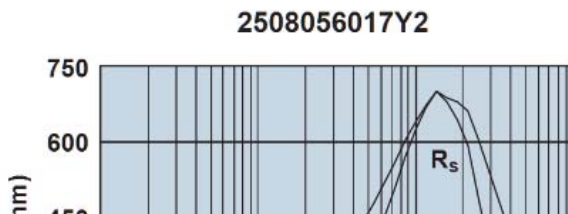
Cable Information			
Max Diameter	Max Dimension	Solid Equivalent	Flat Cable Cores
—	—	—	—

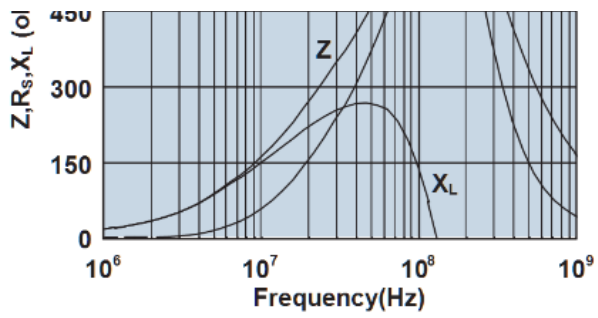
### Electrical Specifications

Typical Impedance (Ω)	
50 MHz	449
100 MHz†	600 ±25%
500 MHz	293
1000 MHz	159

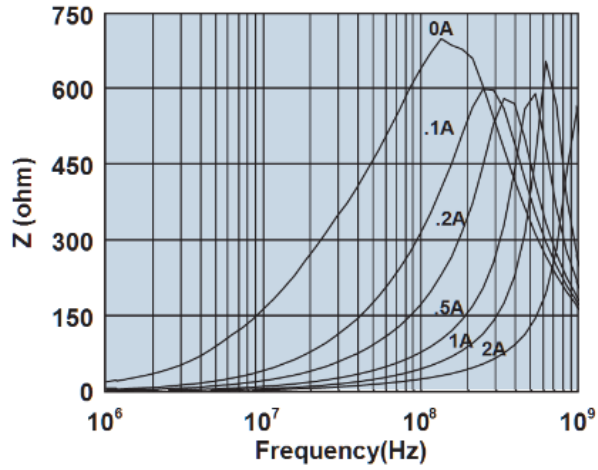
Electrical Properties	
Signal Speed	Standard
Max DCR (Ω)	0.10
Max Current (mA)	2000

### Impedance Curve





Impedance, reactance, and resistance vs. frequency.



Impedance vs. frequency with dc bias.