

4

3


2

1

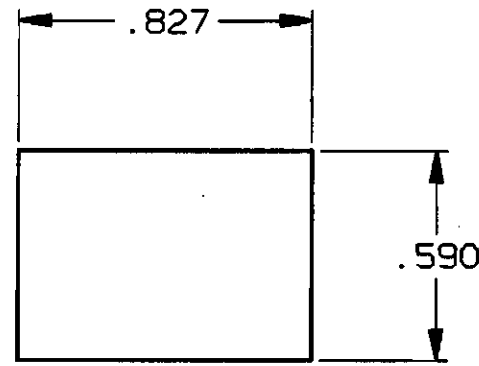
CONVERSION CHART	
INCH	MM
.010	0,25
.146	3,71
.257	6,53
.350	8,89
.385	9,78
.421	10,69
.590	15,00
.591	15,01
.827	21,00

NOTES:

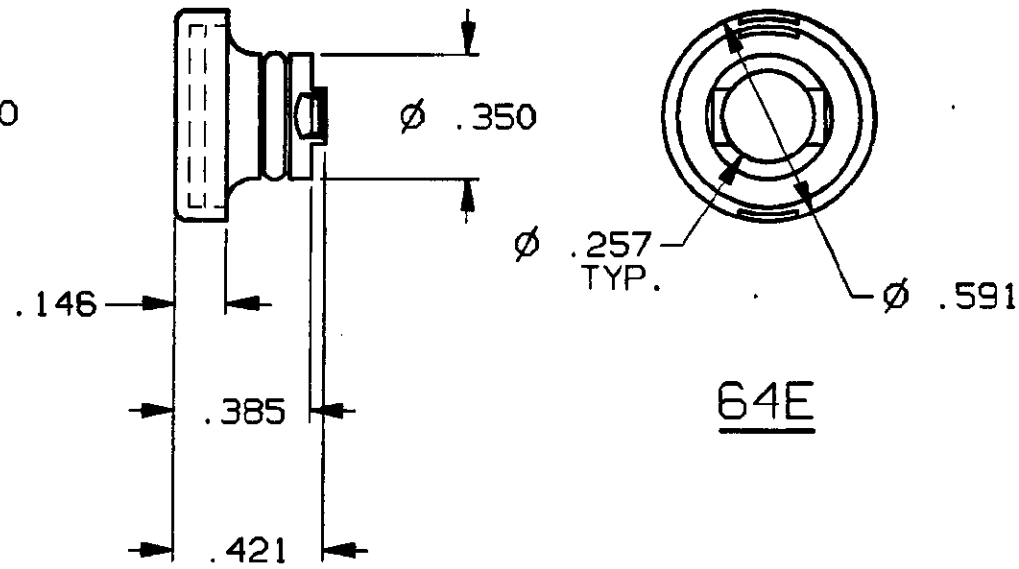
- INTERPRET DRAWING PER ASME Y14.5M-1994.
- LENS BUTTON SET INCLUDES:
(*) PLASTIC DEFUSER BUTTON
CLEAR PLASTIC COVER.
- FITS BOTH OILTIGHT AND NON-OILTIGHT MODELS.
- (*) SPECIFY COLOR: (2) = RED
(3) = ORANGE
(4) = YELLOW
(5) = GREEN
(6) = BLUE
(9) = WHITE/CLEAR



64S



64T



64E



OUTLINE DRAWING
SPECIFICATIONS ARE SUBJECT TO CHANGES WITHOUT NOTICE

THIS IS A C.A.D. GENERATED DRAWING.
DO NOT MAKE MANUAL REVISIONS TO MASTER.

REV	A	B	3
REVISIONS	INITIAL RELEASE ESR/DS06 PS 12-8-87 APP'D: SMM 12-8-87	REVISED ECO#3147 T.H. 3-1-89 APP'D: C.F. 3-1-89	REVISED ECO#392-95 S.KIRCORTAN 6-14-95 APP'D: <i>MLL 6/2/95</i>

THIRD ANGLE PROJECTION

TOLERANCES (EXCEPT AS NOTED)
ANGULAR = ±1°
DECIMAL .XX = ±
DECIMAL .XXX = ±.010
DECIMAL .XXXX = ±

AUGAT CONFIDENTIAL
This document contains information which is the exclusive property of Augat Inc.
Distribution, reproduction or use by others is not permitted without the expressed written consent of Augat Inc.

UNLESS OTHERWISE SPECIFIED DIMENSIONS ARE IN INCHES DO NOT SCALE PRINT

FILE NAME: 80811OUT DIRECTORY: PSHSWTCH

MATERIAL:
SEE SPECIFICATIONS

FINISH:
SEE SPECIFICATIONS

ORIGINAL DATE OF DRAWING: 12-9-87

DRAWN: L.M.	DATE: 3-1-89
CHECKED: P.S.	DATE: 12-9-87
APPROVED: S.M.M.	DATE: 12-9-87

CODE IDENT. NO. 91506 DWG. SIZE C

NEXT ASSY:

AUGAT INC. 452 JOHN DIETSCH BLVD. ATTLEBORO FALLS, MASS. 02763

TITLE: **OUTLINE DRAWING**
LENS SET
64*-* SERIES

DWG. NO. 80811 REV. 3

PRODUCT CODE:
SCALE: SHEET 1 OF 1