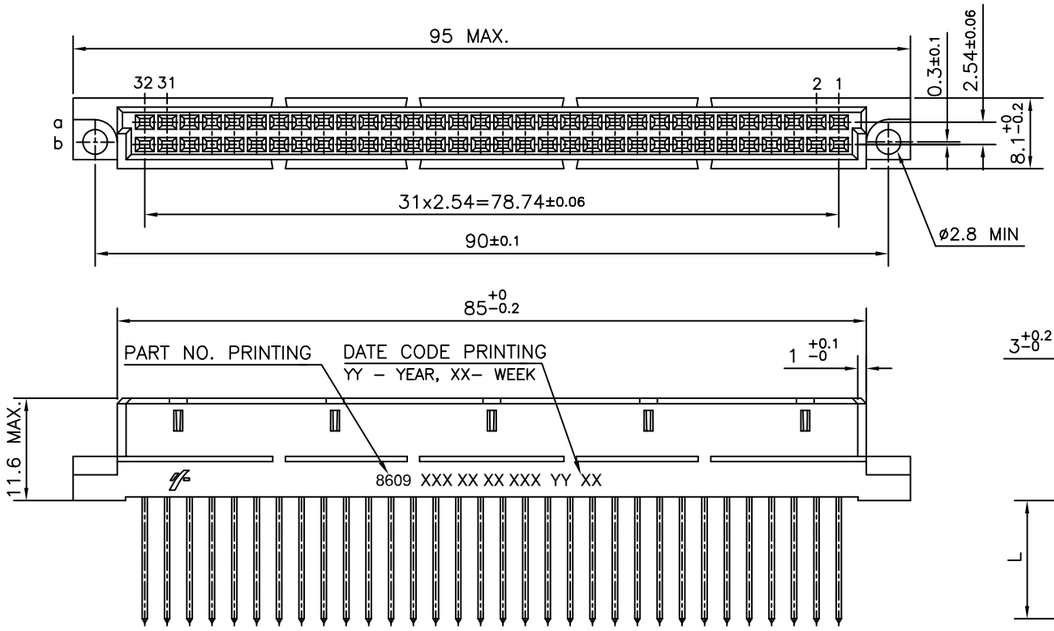

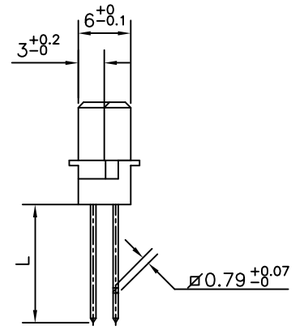

P.C.B DRILLING DETAILS

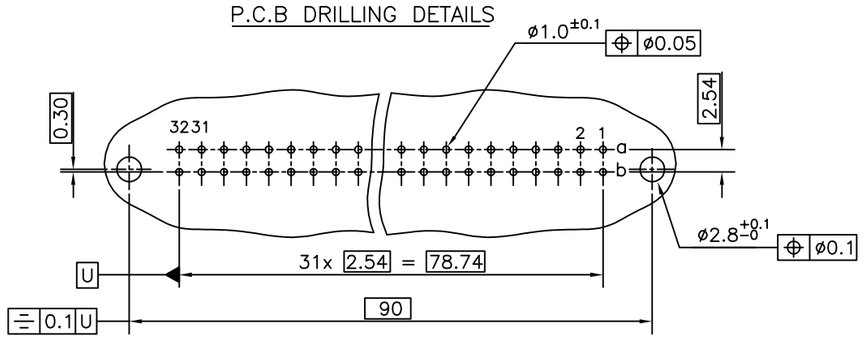

45	9.75 +0.5 −0
35	7.06 +0.7 −0
15	13.1 +0.5 −0.2
TERM. STYLE	L

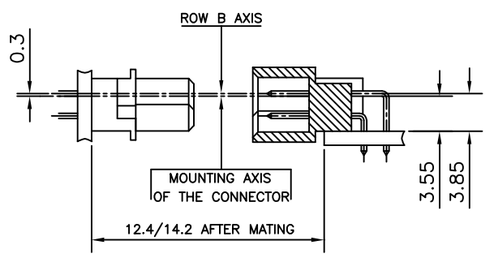

TECHNICAL SPECIFICATION

HOUSING MATERIAL	:	THERMOPLASTIC POLYESTER UL94V–0, GREY
		HOUSING CAN WITHSTAND EXPOSURE TO LEAD FREE WAVE SOLDERING TEMPERATURE OF 260–265°C
		FOR STRAIGHT CONNECTORS AS IT IS IN CLASSICAL LEAD WAVE SOLDERING AT 235–250°C
CONTACT MATERIAL	:	COPPER ALLOY
CONTACT ACTIVE ZONE PLATING	:	GOLD OVER NICKEL
CONTACT TERMINATION ZONE		
TIN LEAD VERSION	:	TIN LEAD OVER NICKEL
LEAD FREE VERSION	:	TIN (PURE MATTE) OVER Ni

ELECTRICAL DATA

CURRENT RATING AT 20°C	:	1.5 A
CURRENT (I MAX)	:	2 A
TEMPERATURE RANGE	:	–55°C/+125°C
CONTACT RESISTANCE	:	≤ 20mΩ
INSULATION RESISTANCE	:	≥ 10^6 MΩ
TEST VOLTAGE (rms)	:	1000V

MECHANICAL DATA

INSERTION FORCE PER CONTACT	:	≤ 0.94N
EXTRACTION FORCE PER CONTACT	:	≥ 0.15N

REFERENCE SPECIFICATIONS : DIN 41612 / IEC 603–2

SERIES	8609	2	64	6	1	15	7	5	5	000E1

ROWS FITTED WITH CONTACTS
- Rows a b – 2 — 64
- Rows a – – 1 — 32

NUMBER OF CONTACTS

TYPE OF INSULATOR
- 2 ROW FEMALE INSULATOR — 6

METHOD OF MOUNTING
- STANDARD MOUNTING – STYLE B — 1

TERMINATION
- WIRE WRAP (L– SEE TABLE) — 45
- WIRE WRAP (L– SEE TABLE) — 35
- WIRE WRAP (L– SEE TABLE) — 15

OPTIONS
- NO OPTION — 7

PERFORMANCE CLASS
- DIN 41612 CLASS 3 — 4
- DIN 41612 CLASS 2 — 5
- DIN 41612 CLASS 1 — 6
- AS PER MIL C 55302/ JSS 50808 — 8

PITCH PER ROW
- 2.54 — 5

000E1 — TIN LEAD VERSION
E1LF — LEAD FREE VERSION

NOTES:-
1. THE "LF" PRODUCTS MEET EUROPEAN UNION DIRECTIVES AND OTHER COUNTRY REGULATIONS AS DESCRIBED IN GS-22-008
2. THE HOUSING WILL WITHSTAND EXPOSURE TO 260°C PEAK TEMPERATURE FOR 3.5 SECONDS IN A WAVE SOLDER APPLICATION WITH A 1.6 MM MINIMUM THICK CIRCUIT BOARD
3. LEAD FREE OR RoHS DIRECTIVE LABELING TO BE PROVIDED AS PER GS-14-920 FOR LEAD FREE VERSION.

ltr	ecn no	dr	date
A	I04–0100	MINI	09/11/2004
B	I05–0089	MINI	19/05/2005
C	I06–0062	MINI	01/06/2006

dr	MINI K VANDANATH	22/09/2004
engr	RAKHEE GEORGE	22/09/2004
chr	RAKHEE GEORGE	01/06/2006
appd	RAKHEE GEORGE	01/06/2006

mat'l. code: –
surface: ISO 1302
tolerance: ISO 406 ISO 1101
tolerances unless otherwise specified: angles 0°±1°; linear .0±.1
projection
mm
scale –

product family: 8609
title: DIN STANDARD RECEPTACLE
WIRE WRAP DIN 41612 STYLE-B
dwg no: C-8609-2021
sheet 1 of 1
size: A3
type: Product Customer Drawing

sheet index — revision: C; sheet: 1

FCIconnect.com
Copyright FCI

form: A3