

















# REMOTE INDICATION, SENSING RESISTORS

REMOTE INDICATION & METERS		
Product	Features	Accessory For
<b>RK-302</b> Remote Indication and Reset Kit 	Panel-mounted remote indication and reset, standard 22 mm mounting with NEMA 4 and NEMA 13 rating.	<b>SE-325</b>
<b>RK-332</b> Remote Indication and Reset Kit 	Panel-mounted remote indication and reset, standard 22 mm mounting with NEMA 4 and NEMA 13 rating.	<b>SE-330</b> <b>SE-330AU</b> <b>SE-330HV</b>
<b>PGB-6130</b> Remote Indication and Reset Assembly 	Remote indication of overcurrent, phase unbalance, phase loss, phase sequence, and overtemperature. Remote reset included.	<b>PGR-6130</b>
<b>PGB-6800</b> Remote Indication and Reset Assembly 	Remote indication of overcurrent, undercurrent, phase unbalance, phase loss, and phase sequence. Remote reset included.	<b>PGR-6800</b>
<b>PGA-0500</b> Analog % Current Meter 	Panel-mounted analog meter displays ground-fault current as a percentage of the set point.	<b>SE-601</b> <b>SE-701</b> <b>PGR-4300</b> <b>SE-703</b> <b>PGR-6100</b> <b>SE-704</b>
<b>PGA-0510</b> Analog Ohm Meter 	Panel-mounted analog ohmmeter displays insulation resistance from 0 Ω to infinity.	<b>PGR-3200</b> <b>PGR-6100</b>
<b>E2323 &amp; E2324</b> Megaohmmeter & Kiloohmmeter 	Flush-mounted units designed for connection with the T3200 for instrument readings.	<b>T3200</b>
<b>M8100</b> Synchroscope 	Flush-mounted units provide illuminated indication of the phase and frequency difference between voltages on two separate AC systems.	<b>T5000</b> <b>T4500</b> <b>C6200 FlexGen</b> <b>S6000 Sigma</b>

SENSING RESISTORS		
Product	Features	Accessory For
<b>ER-600VC (PGE-600V)</b> Sensing Resistor 	Used on systems up to 1 kV. (Continuous duty)	<b>SE-330</b> <b>SE-325</b> <b>SE-330AU</b>
<b>SE-MRE-600</b> Enclosure 	Used in outdoor enclosures. (ER-600VC ordered separately)	<b>ER-600VC</b>
<b>ER-5KV (PGE-05KV)</b> Sensing Resistor 	Used on systems up to 5 kV. (Continuous duty)	<b>SE-330</b> <b>SE-325</b> <b>SE-330AU</b>
<b>ER-5WP (PGE-05WV)</b> Sensing Resistor 	Used on systems up to 5 kV, includes weather-protected terminals for use in outdoor enclosures. (Continuous duty)	<b>SE-330</b> <b>SE-325</b> <b>SE-330AU</b>
<b>ER-15KV (PGE-15KV)</b> Sensing Resistor 	Used on systems up to 15 kV. (Non-continuous duty)	<b>SE-330</b> <b>SE-325</b> <b>SE-330HV</b> <b>SE-330AU</b>
<b>ER-25KV (PGE-25KV)</b> Sensing Resistor 	Used on systems up to 25 kV. (Non-continuous duty)	<b>SE-330</b> <b>SE-325</b> <b>SE-330HV</b> <b>SE-330AU</b>
<b>ER-35KV (PGE-35KV)</b> Sensing Resistor 	Used on systems up to 35 kV. (Non-continuous duty)	<b>SE-330</b> <b>SE-330HV</b> <b>SE-330AU</b>
<b>ER-72KV (PGE-72KV)</b> Sensing Resistor 	Used on systems up to 72 kV. (Non-continuous duty)	<b>SE-330HV</b>