

Warm Dimming LED Spot Module

Product Features

- Dim-to-warm control chip on metal PCB board
- High lumen density for directional lighting
- Enables system beam angles from 10 to 40 degrees
- Simplifies lamp and luminaire design
- High CRI and high efficacy
- 3000K to 1800K warm dimming for residential and hospitality lighting
- 4000K to 2700K warm dimming for commercial lighting
- Two dimming curve options: “halogen-like” -DW01 and “linear-style” -DW02
- Consistent white light <3 SDCM



Area of Applications

- Hospitality / hotel / restaurant lighting
- Residential lighting
- Museum and high-end retail lighting
- Public, commercial buildings
- Ceiling and wall mount light
- Multi-function space lighting

Products Families

- CDM-6-XXXX-YY-18-DW0x: Typical 5.5W
- CDM-9-XXXX-YY-36-DW0x: Typical 11W
- CDM-14-XXXX-YY-36-DW0x: Typical 21.5W
- CDM-18-XXXX-YY-36-DW0x: Typical 32.5W
 - XXXX: CCT range (“3018” = 3000K to 1800K)
 - YY: minimum CRI
 - “18” or “36” = nominal voltage
 - DW01 = standard configuration with “halogen-like” dimming curve
 - DW02= standard configuration with “linear-style” dimming curve

Technical Data

Electrical data

Part number	Nominal wattage	Maximum wattage	Nominal current	Nominal voltage	Warm dimming CCT change range
CDM-6-3018-90-18-DW0x	5.5W	8.5W	300mA	18V	80%~20%
CDM-6-4027-90-18-DW0x	5.5W	8.5W	300mA	18V	80%~20%
CDM-9-3018-90-36-DW0x	12W	14.5W	300mA	36V	80%~20%
CDM-9-4027-90-36-DW0x	12W	14.5W	300mA	36V	80%~20%
CDM-14-3018-90-36-DW0x	24W	32.5W	600mA	36V	80%~20%
CDM-14-4027-90-36-DW0x	24W	32.5W	600mA	36V	80%~20%
CDM-18-3018-90-36-DW0x	32.5W	50W	900mA	36V	80%~20%
CDM-18-4027-90-36-DW0x	32.5W	50W	900mA	36V	80%~20%

Photometric data

Part number	Nominal lumens @25°C	Luminous efficacy @25°C	Nominal lumens @ T _j =85°C	CRI (min)	CCT at over 80% flux	CCT at below 20% flux
CDM-6-3018-90-18-DW0x	500lm	90lm/W	460lm	90	3000K	1800K
CDM-6-4027-90-18-DW0x	575lm	105lm/W	530lm	90	4000K	2700K
CDM-9-3018-90-36-DW0x	970lm	90 lm/W	880lm	90	3000K	1800K
CDM-9-4027-90-36-DW0x	1130lm	105 lm/W	1000lm	90	4000K	2700K
CDM-14-3018-90-36-DW0x	1935lm	90 lm/W	1780lm	90	3000K	1800K
CDM-14-4027-90-36-DW0x	2260lm	105lm/W	2080lm	90	4000K	2700K
CDM-18-3018-90-36-DW0x	2925lm	90lm/W	2690lm	90	3000K	1800K
CDM-18-4027-90-36-DW0x	3415lm	105lm/W	3140lm	90	4000K	2700K

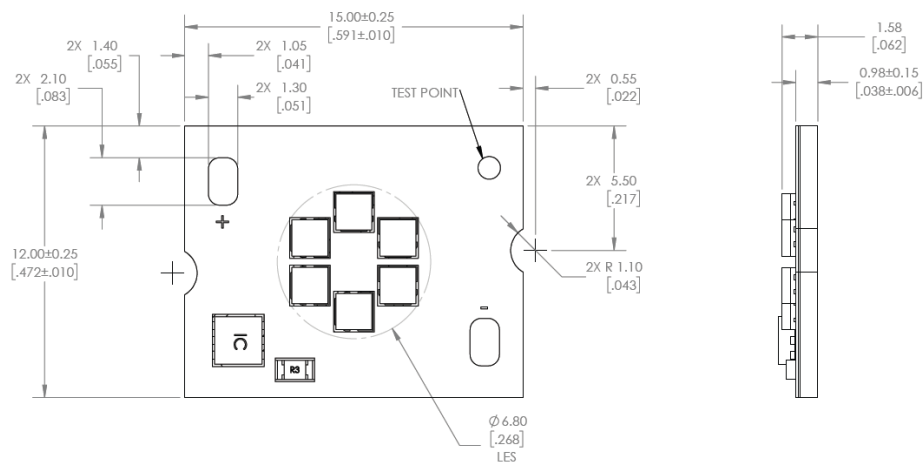
Mechanical Dimensions & Beam Angle

Product Description	Light Emitting Surface Diameter	Board Size	Thickness	Beam Angle
CDM-6-3018-90-18-DW0x	6.8mm	12x15mm	1mm	130°
CDM-6-4027-90-18-DW0x	6.8mm	12x15mm	1mm	130°
CDM-9-3018-90-36-DW0x	9.5mm	12x15mm	1mm	130°
CDM-9-4027-90-36-DW0x	9.5mm	12x15mm	1mm	130°
CDM-14-3018-90-36-DW0x	15.5mm	20x24mm	1mm	130°
CDM-14-4027-90-36-DW0x	15.5mm	20x24mm	1mm	130°
CDM-18-3018-90-36-DW0x	16.8mm	20x24mm	1mm	130°
CDM-18-4027-90-36-DW0x	16.8mm	20x24mm	1mm	130°

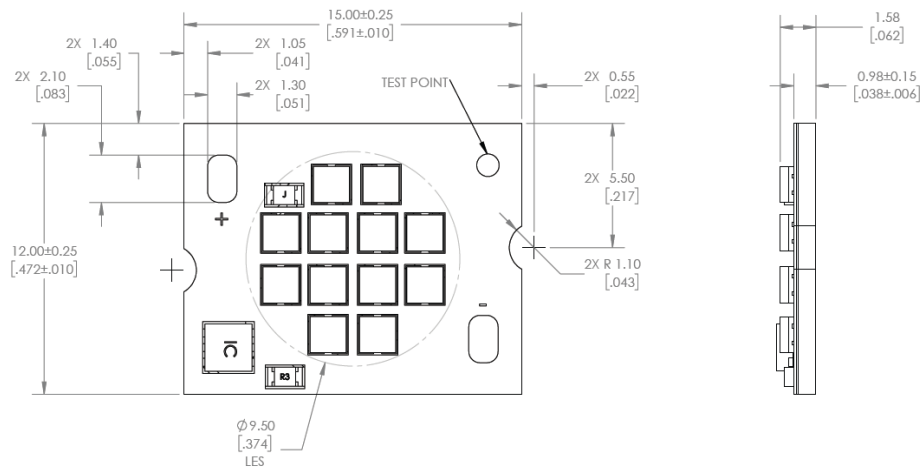
CCT Change Dimming Curves



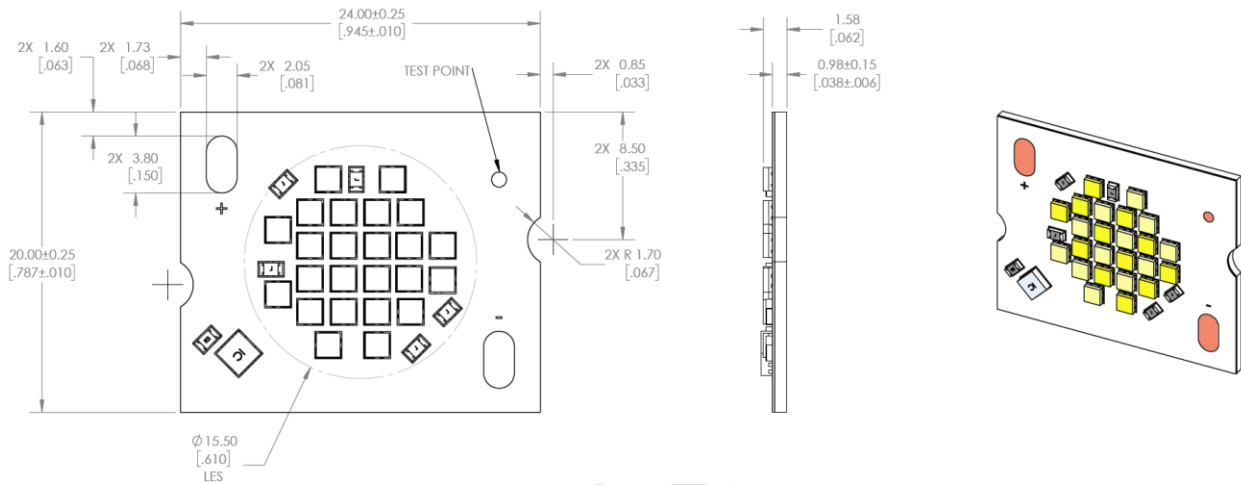
CDM-6 Series Package Dimensions



CDM-9 Series Package Dimensions



CDM-14 Series Package Dimensions



CDM-18 Series Package Dimensions

