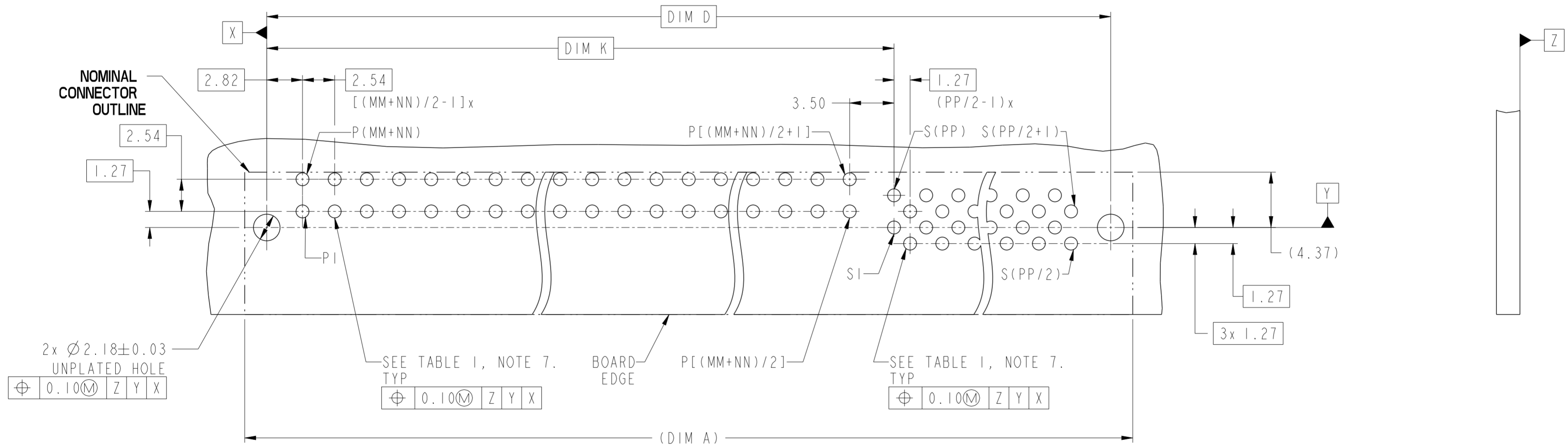


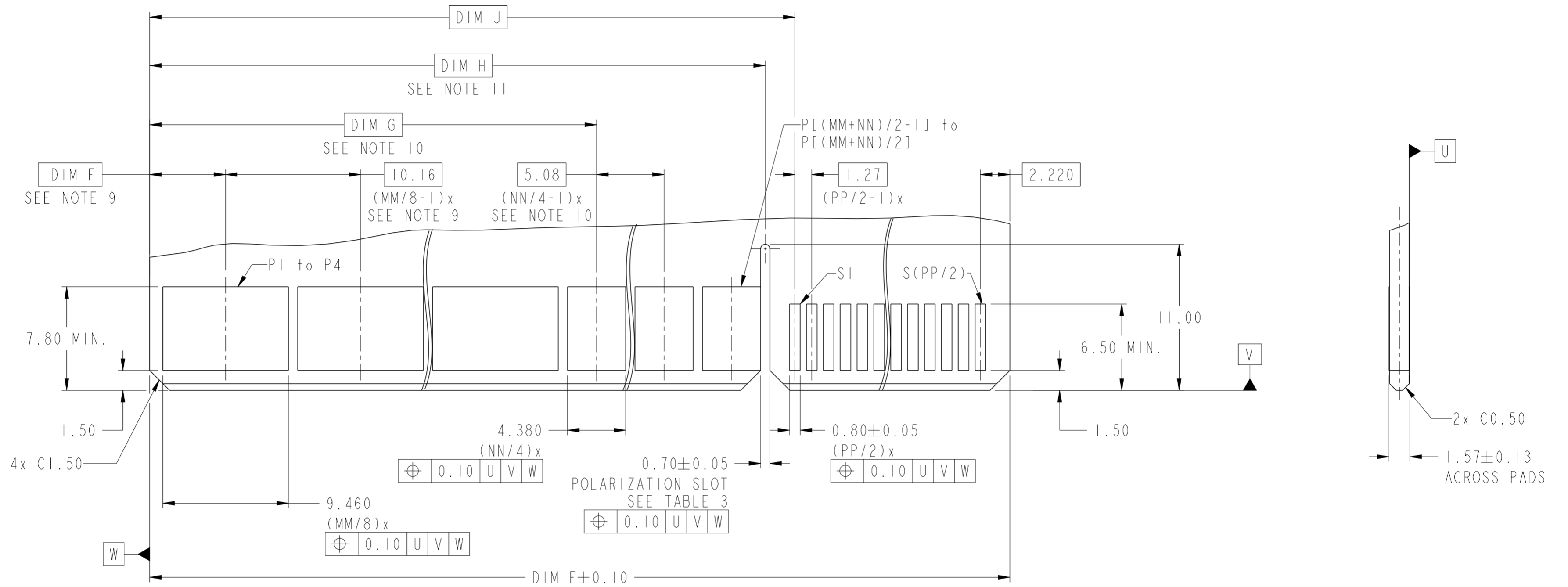
spec ref	-	dr	Hai-Ling Liu	2014/07/16	projection	MM	size	A2	scale	4:1
tolerance std	ISO 406 ISO 1101	eng	Sunny2 Liu	2015/11/25			ecn no	ELX-DG-22466-1	rel level	Released
TOLERANCES UNLESS OTHERWISE SPECIFIED		chr	Terris Liu	2015/11/25						
surface	ISO 1302	appr	Pei-Ming Zheng	2015/11/25	product family		rel level	Released		
	linear	0.X	±0.5		HPCE R/A - ENHANCED WALL P+S CONFIGURATION- UNIVERSAL		10130961	B	rev	sheet 1 of 4
		0.XX	±0.25							
	angular	0°	±2°							
		www.fci.com	cat. no.	Product - Customer Drw		sheet 1 of 4				

CONTACT TYPE	TOP LAYER DESCRIPTION	TABLE 1 (HPCE / SOLDER TAILS) PLATED THROUGH-HOLE REQUIREMENTS				
		DRILLED HOLE DIAMETER	COPPER THICKNESS	TIN-LEAD THICKNESS	TIN THICKNESS	FINISHED HOLE DIAMETER
POWER & SIGNAL	TIN-LEAD	1.10-1.16 (1.15 DRILL)	0.025 - 0.050	0.005 - 0.015	--	0.94 - 1.10
	IMMERSION TIN	1.10-1.16 (1.15 DRILL)	0.025 - 0.050	--	0.9 - 1.5um	0.94 - 1.10
	COPPER	1.10-1.16 (1.15 DRILL)	0.025 - 0.050	--	--	0.94 - 1.10



RECOMMENDED PCB LAYOUT
DIMENSION TOLERANCE IS ± 0.05 mm

dr	Hai-Ling Liu	2014/07/16	projection	MM	size	A2	scale	4:1
eng	Sunny2 Liu	2015/11/25			ecn no	ELX-DG-22466-1	rel level	Released
chr	Terris Liu	2015/11/25						
appr	Pei-Ming Zheng	2015/11/25	product family		dwg no	10130961	rev	B
www.fci.com			cat. no.	Product - Customer Drw	sheet 2 of 4			

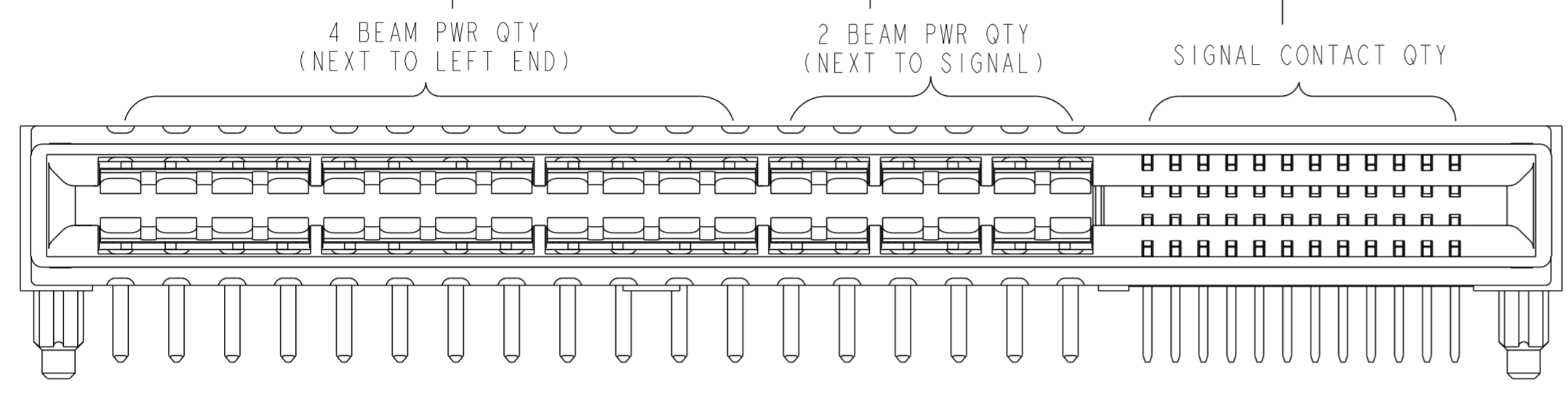


**RECOMMENDED MATING BOARD
FOOT PRINT
DIMENSION TOLERANCE IS ± 0.05 mm**

dr	Hai-Ling Liu	2014/07/16	projection	MM	size	A2	scale	4:1
eng	Sunny2 Liu	2015/11/25			ecn no	ELX-DG-22466-1	rel level	Released
chr	Terris Liu	2015/11/25						
appr	Pei-Ming Zheng	2015/11/25	product family		cat. no.	10130961	sheet 3 of 4	rev
			HPCE R/A - ENHANCED WALL P+S CONFIGURATION- UNIVERSAL			Product - Customer Drw		B

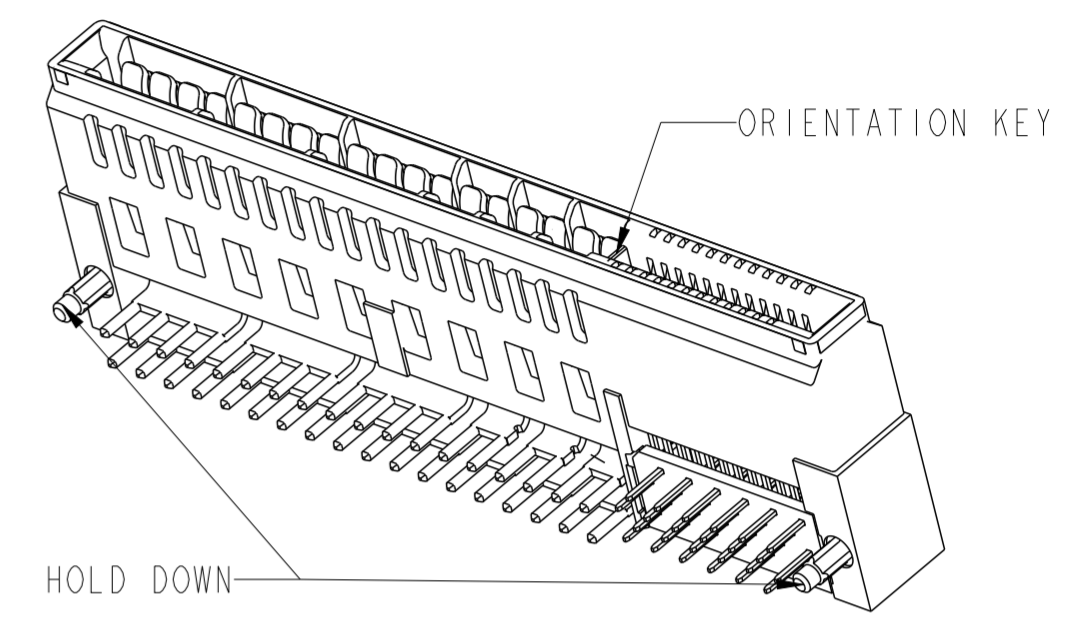
10130961 - MM NN PP LF LEAD FREE

	A	B	C	D	E	F	G	H
Tail Length(DIM T)	2.6	2.6	2.6	2.6	3.25	3.25	3.25	3.25
Orientation Key	Y	N	N	Y	Y	N	N	Y
Hold Down Option	Y	Y	N	N	Y	Y	N	N



	J	K	L	M
△	2.10	2.10	2.10	2.10
	Y	N	N	Y
	Y	Y	N	N

CONFIGURATION:
 I: 2BEAM (MM = 00);
 II: 4BEAM (NN = 00);
 III: 4BEAM + 2BEAM;



EXAMPLE: 10130961-241224ELF

Example: The Configuration above is 10130961-241224ELF
 R/A RECEPTACLE 36P24S with Orientation Key and Hold Down.
 24P is 4 beam contacts, 12P is 2 beam contacts.

TABLE 3: PART NUMBER CODE FOR HPCE R/A RECEPTACLE P+S CONFIG

NOTES:

- CONNECTOR MATERIALS:
 HOUSING: HIGH TEMPERATURE THERMAL PLASTIC, BLACK
 UL 94V-0 COMPLIANT
 CONTACTS: HIGH PERFORMANCE COPPER ALLOY.
- CONTACT FINISH REF. GS-12-604 SECTION 5.2.
- PRODUCT SPECIFICATION: GS-12-604.
- APPLICATION SPECIFICATION: GS-20-128.
- PRODUCT MARKING ON HOUSING IN AREA SHOWN MEETS FCI SPECIFICATION GS-24-007.
- PACKAGING MEETS FCI SPECIFICATION GS-14-937.
- ALL HOLE SIZES ARE FINISHED HOLE SIZES.
- MAXIMUM OVERALL LENGTH IS 100mm.
- DIM IS NOT APPLICABLE IF NO 4 BEAM CONTACT.
- DIM IS NOT APPLICABLE IF NO 2 BEAM CONTACT.
- DIM IS NOT APPLICABLE IF NO ORIENTATION KEY.
- A △ WILL BE NEXT TO ANY DIMENSION, VIEW OR NOTE WHICH HAS BEEN MODIFIED WITH CURRENT DRAWING VERSION.

DIM	TABLE 2: LENGTH FORMULAS	
DIM A	$(MM + NN) / 2 \times 2.54 + (PP / 2) \times 1.27 + 9.12$	
DIM B	DIM A - 5.00	
DIM C	DIM A - 0.94	
DIM D	DIM A - 3.48	
DIM E	DIM A - 5.30	
DIM F	CONFIG. I	5.72
	CONFIG. II	-
	CONFIG. III	5.72
DIM G	CONFIG. I	-
	CONFIG. II	3.18
	CONFIG. III	$(MM / 8 - 1) \times 10.16 + 13.34$
DIM H	$(MM / 8 - 1) \times 10.16 + (NN / 4 - 1) \times 5.08 + 15.88$	
DIM J	$(MM / 8 - 1) \times 10.16 + (NN / 4 - 1) \times 5.08 + 18.11$	
DIM K	$[(MM + NN) - 1] / 2 \times 2.54 + 6.32$	
DIM T	2.10, 2.60 OR 3.25	

dr	Hai-Ling Liu	2014/07/16	projection	MM	size	A2	scale	4:1
eng	Sunny2 Liu	2015/11/25			ecn no	ELX-DG-22466-1	rel level	Released
chr	Terris Liu	2015/11/25						
appr	Pei-Ming Zheng	2015/11/25	product family		rel level	Released		
		TITLE HPCE R/A - ENHANCED WALL P+S CONFIGURATION- UNIVERSAL		dng no 10130961	rev B		www.fci.com cat. no. Product - Customer Drw sheet 4 of 4	

Copyright FCI. FCI