

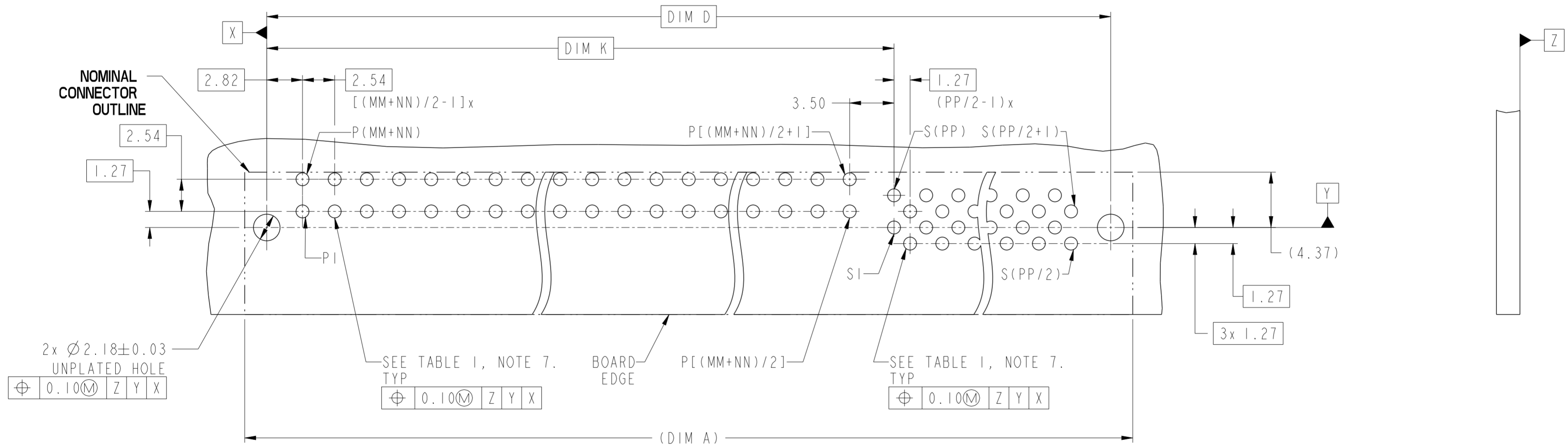
spec ref	-	dr	Hai-Ling Liu	2014/07/16	projection	MM	size	A2	scale	4:1
tolerance std	ISO 406 ISO 1101	eng	Sunny2 Liu	2015/11/25			ecn no	ELX-DG-22466-1	rel level	Released
TOLERANCES UNLESS OTHERWISE SPECIFIED		chr	Terris Liu	2015/11/25						
surface	ISO 1302	appr	Pei-Ming Zheng	2015/11/25	cat. no.	www.fci.com	Product - Customer Drw	sheet 1 of 4	rev	B
linear	0.X ±0.5 0.XX ±0.25 0.XXX ±0.10	angular	0° ±2°							

PDS: Rev :B

STATUS:Released

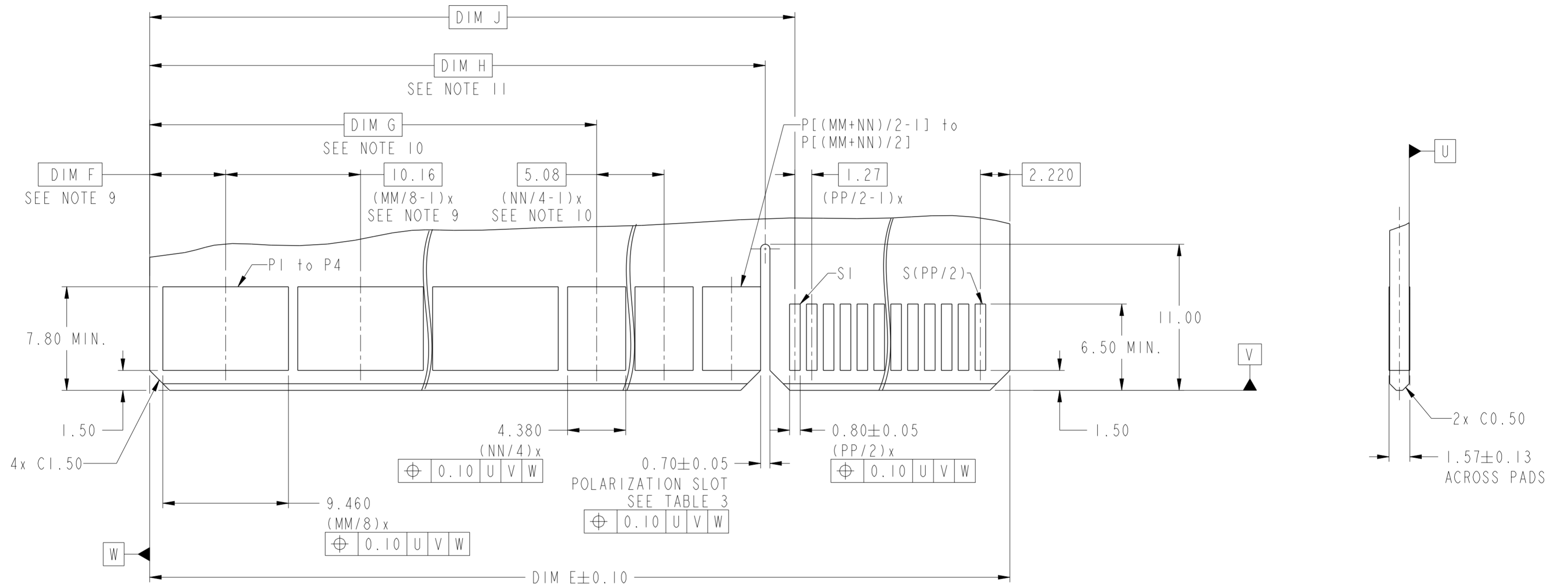
Printed: Nov 26, 2015

CONTACT TYPE	TOP LAYER DESCRIPTION	TABLE 1 (HPCE / SOLDER TAILS) PLATED THROUGH-HOLE REQUIREMENTS				
		DRILLED HOLE DIAMETER	COPPER THICKNESS	TIN-LEAD THICKNESS	TIN THICKNESS	FINISHED HOLE DIAMETER
POWER & SIGNAL	TIN-LEAD	1.10-1.16 (1.15 DRILL)	0.025 - 0.050	0.005 - 0.015	--	0.94 - 1.10
	IMMERSION TIN	1.10-1.16 (1.15 DRILL)	0.025 - 0.050	--	0.9 - 1.5um	0.94 - 1.10
	COPPER	1.10-1.16 (1.15 DRILL)	0.025 - 0.050	--	--	0.94 - 1.10



**RECOMMENDED PCB LAYOUT**  
**DIMENSION TOLERANCE IS  $\pm 0.05$  mm**

dr	Hai-Ling Liu	2014/07/16	projection	MM	size	A2	scale	4:1
eng	Sunny2 Liu	2015/11/25			ecn no	ELX-DG-22466-1	rel level	Released
chr	Terris Liu	2015/11/25						
appr	Pei-Ming Zheng	2015/11/25	product family		dwg no	10130961	rev	B
www.fci.com			cat. no.	Product - Customer Drw	sheet 2 of 4			



**RECOMMENDED MATING BOARD  
FOOT PRINT  
DIMENSION TOLERANCE IS  $\pm 0.05$  mm**

dr	Hai-Ling Liu	2014/07/16	projection	MM	size	A2	scale	4:1
eng	Sunny2 Liu	2015/11/25			ecn no	ELX-DG-22466-1	rel level	Released
chr	Terris Liu	2015/11/25						
appr	Pei-Ming Zheng	2015/11/25	product family		cat. no.		Product - Customer Drw	sheet 3 of 4
		<b>HPCE R/A - ENHANCED WALL</b> P+S CONFIGURATION- UNIVERSAL			dwg no 10130961	rev B		

10130961 - MM NN PP

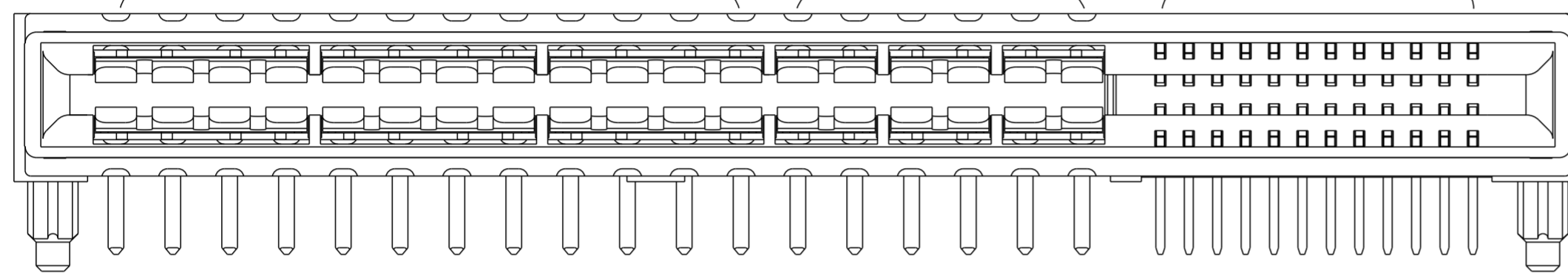
LF LEAD FREE

	A	B	C	D	E	F	G	H
Tail Length(DIM T)	2.6	2.6	2.6	2.6	3.25	3.25	3.25	3.25
Orientation Key	Y	N	N	Y	Y	N	N	Y
Hold Down Option	Y	Y	N	N	Y	Y	N	N

4 BEAM PWR QTY  
(NEXT TO LEFT END)

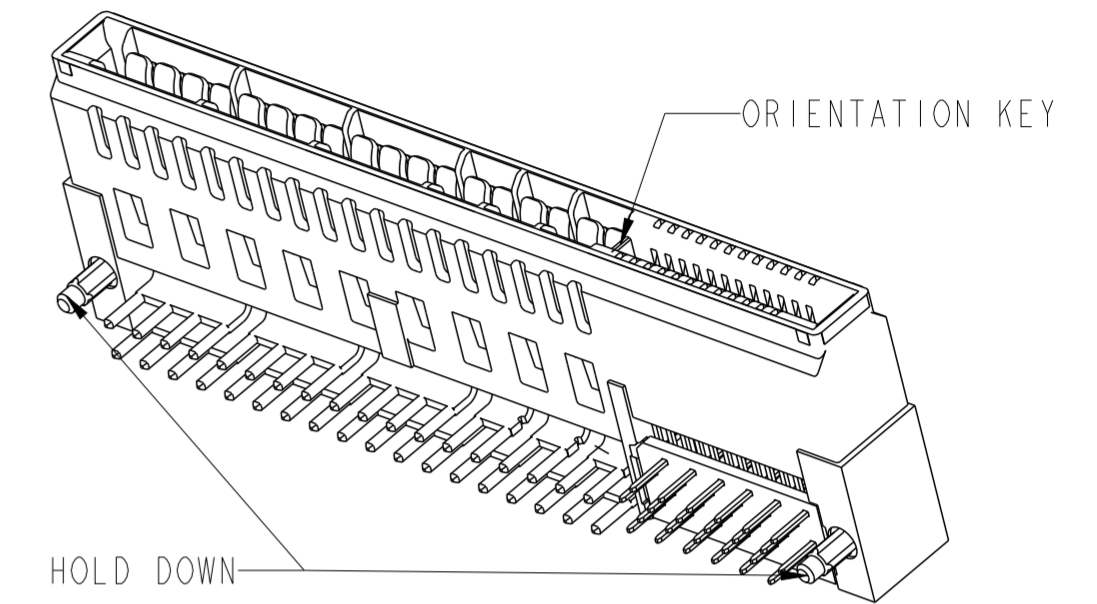
2 BEAM PWR QTY  
(NEXT TO SIGNAL)

SIGNAL CONTACT QTY



J	K	L	M
2.10	2.10	2.10	2.10
Y	N	N	Y
Y	Y	N	N

CONFIGURATION:  
I: 2BEAM (MM = 00);  
II: 4BEAM (NN = 00);  
III: 4BEAM + 2BEAM;



EXAMPLE: 10130961-241224ELF

Example: The Configuration above is 10130961-241224ELF  
R/A RECEPTACLE 36P24S with Orientation Key and Hold Down.  
24P is 4 beam contacts, 12P is 2 beam contacts.

TABLE 3: PART NUMBER CODE FOR HPCE R/A RECEPTACLE P+S CONFIG

NOTES:

1. CONNECTOR MATERIALS:

HOUSING: HIGH TEMPERATURE THERMAL PLASTIC, BLACK  
UL 94V-0 COMPLIANT  
CONTACTS: HIGH PERFORMANCE COPPER ALLOY.

2. CONTACT FINISH REF. GS-12-604 SECTION 5.2.

3. PRODUCT SPECIFICATION: GS-12-604.

4. APPLICATION SPECIFICATION: GS-20-128.

5. PRODUCT MARKING ON HOUSING IN AREA SHOWN MEETS FCI SPECIFICATION GS-24-007.

6. PACKAGING MEETS FCI SPECIFICATION GS-14-937.

7. ALL HOLE SIZES ARE FINISHED HOLE SIZES.

8. MAXIMUM OVERALL LENGTH IS 100mm.

9. DIM IS NOT APPLICABLE IF NO 4 BEAM CONTACT.

10. DIM IS NOT APPLICABLE IF NO 2 BEAM CONTACT.

11. DIM IS NOT APPLICABLE IF NO ORIENTATION KEY.

12. A  $\triangle B$  WILL BE NEXT TO ANY DIMENSION, VIEW OR NOTE WHICH HAS BEEN MODIFIED WITH CURRENT DRAWING VERSION.

DIM	TABLE 2: LENGTH FORMULAS	
DIM A	$(MM + NN) / 2 \times 2.54 + (PP / 2) \times 1.27 + 9.12$	
DIM B	DIM A - 5.00	
DIM C	DIM A - 0.94	
DIM D	DIM A - 3.48	
DIM E	DIM A - 5.30	
DIM F	CONFIG. I	5.72
	CONFIG. II	-
	CONFIG. III	5.72
DIM G	CONFIG. I	-
	CONFIG. II	3.18
	CONFIG. III	$(MM / 8 - 1) \times 10.16 + 13.34$
DIM H	$(MM / 8 - 1) \times 10.16 + (NN / 4 - 1) \times 5.08 + 15.88$	
DIM J	$(MM / 8 - 1) \times 10.16 + (NN / 4 - 1) \times 5.08 + 18.11$	
DIM K	$[(MM + NN) - 1] / 2 \times 2.54 + 6.32$	
DIM T	2.10, 2.60 OR 3.25	

$\triangle B$

dr	Hai-Ling Liu	2014/07/16	projection	MM	size	A2	scale	4:1
eng	Sunny2 Liu	2015/11/25			ecn no	ELX-DG-22466-1	rel level	Released
chr	Terris Liu	2015/11/25						
appr	Pei-Ming Zheng	2015/11/25	product family		rel level	Released		
		TITLE HPCE R/A - ENHANCED WALL P+S CONFIGURATION- UNIVERSAL		dng no 10130961	rev B			
www.fci.com		cat. no.	Product - Customer Drw		sheet 4 of 4			