

Data Sheet



Helping Engineer the Technology of Power

ICE Components, Inc.

Tel 678-560-9172 Fax 678-560-9304

cust.serv@icecomp.com

www.icecomponents.com

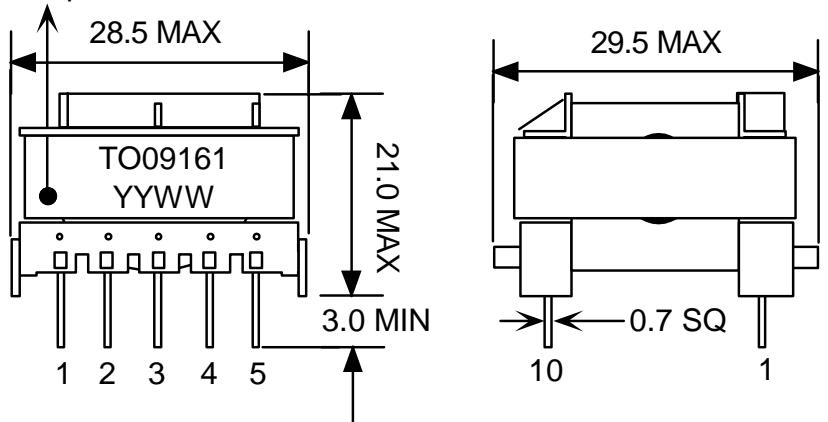
1165 Allgood Rd., Ste. #20, Marietta, GA 30062

General Information

Customer	
Part Number	TO09161
Revision	3
Description	Transformer
Date	NOV-10-2010
Reference	OPP11142
Doc Control #	1011-959P
Issue (For ICE use only)	--

Mechanical Drawing

Dot for pin 1



unit:mm

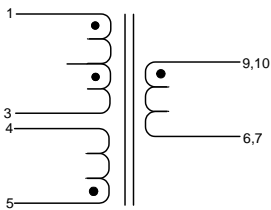
Specification

Sample Test Data

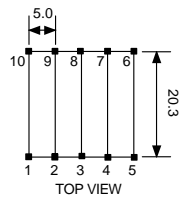
Item	Pins	Spec	Test Condition
Inductance (HP-4284A)	1 - 3	1000 uH +/- 10%	65 kHz, 1 Vrms, series
Leakage Inductance	1 - 3 short (6,7,9,10)	12 uH max	65 kHz, 1 Vrms, series
DCR	1 - 3	750 mOhms max	25 deg C
	5 - 4	240 mOhms max	
	(9,10) - (6,7)	24 mOhms max	
Voltage Ratio & Phasing Test	1 - 3	840 mV +/- 3mV	10 kHz, i/p: 1 - 6,7= 1040 mV, short (3 - 5, 4 - 9,10)
	5 - 4	60 mV +/- 3mV	
	(9,10) - (6,7)	140 mV +/- 3 mV	
Hi - Pot	(1,3,4,5)	-	4242Vac, 60Hz, 1 mA, 1 minute
	(6,7,9,10)		
	(6,7,9,10) - Core		

Sample Test Data						

Schematic



Footprint



unit:mm

Remark

- 1) This is RoHS compliant product.
- 2) Operating temperature is -40degC to +130degC. (Ambient + temperature)

Sample approval is required before release to production. Sample specifications take precedence over customer specifications.

Rev.	Description	PRD	CHK	APP	Date	NTFY
3	Initial release	Emily	Cha. Cha.	L. L. Chou	2010/11/10	2010/11/10

Customer Signature