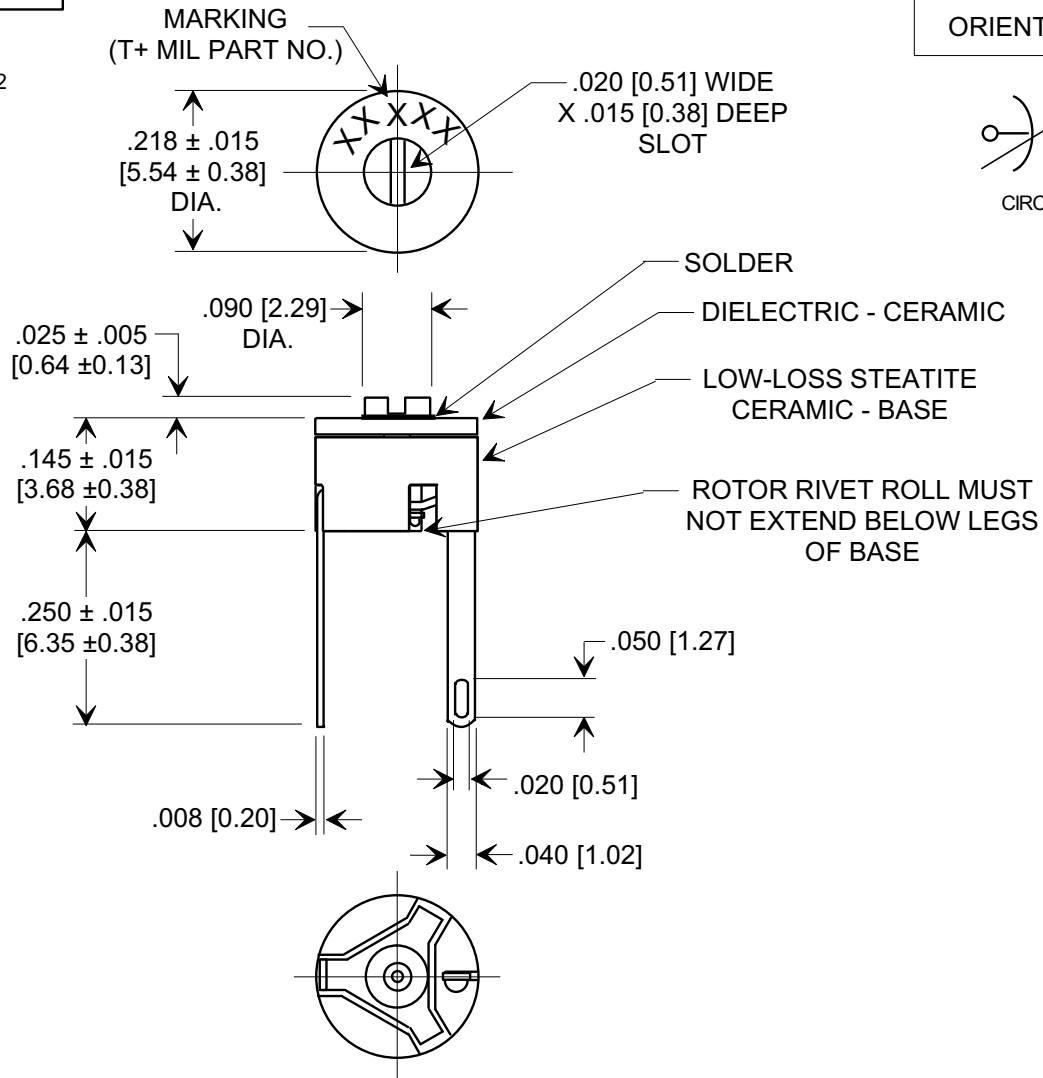
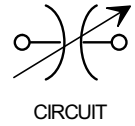
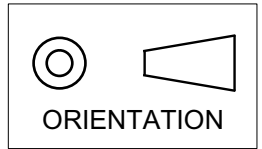


This drawing is the property of Tusonix, Inc., and may not be used, reproduced, published or disclosed to others without expressed authorization by Tusonix Inc.

Electrical Testing per Tusonix standard test plans and Mil-Std-202 Test Methods.

MARKETING SALES DRAWING
DIMENSIONS IN INCHES - DO NOT SCALE THIS DRAWING
DIMENSIONS IN METRIC - []



SPECIFICATIONS

TUSONIX STYLE	518-016
Capacitance Range:	3.5 - 20 pF
Capacitance Tolerance:	MIN: +0% , MAX: -0, +50%
Temperature Characteristic:	DIELECTRIC CODE A
Rating:	100 VDC @ 85°C
Operating Temperature Range:	-55°C TO + 125°C
To MIL - C - 81/6E CV35A200	



X-2015 Rev-0

REVISION RECORD Original Release C.O. ECO-671	A	TOLERANCES unless otherwise specified 2 PLC. DECIMAL ± $\frac{\quad}{\quad}$ 3 PLC. DECIMAL ± .005 [0.13]	Title		MINIATURE CERAMIC TRIMMER
			ANGLES ± $\frac{\quad}{\quad}$	Drawn	
			TUSONIX TUCSON, ARIZONA	Approved	R.L. 04-16-09
				A	518-016 A 3.5-20