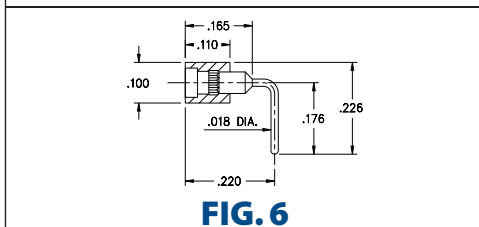
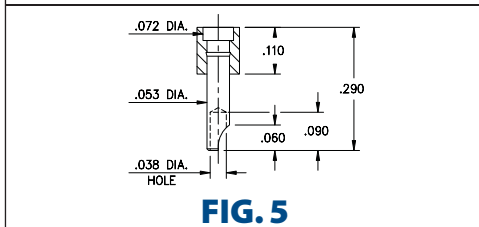
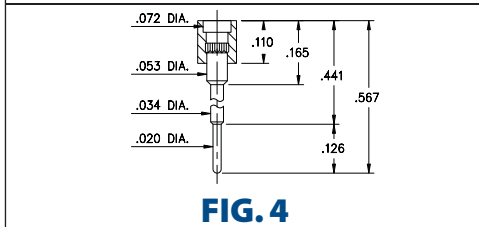
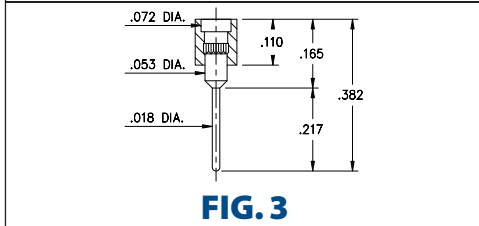
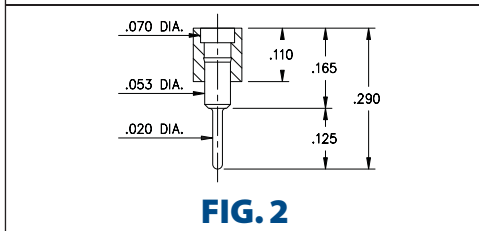
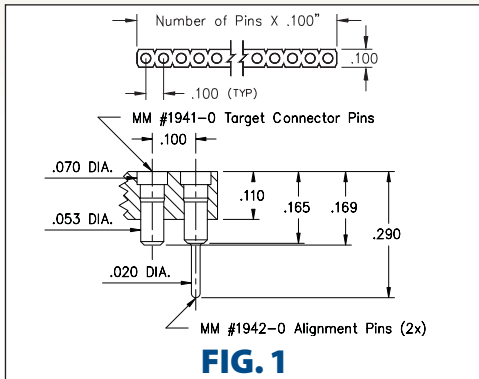


# SPRING-LOADED CONNECTORS



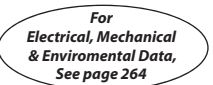


## SERIES 319, 330, 399 • .100" GRID TARGET CONNECTORS FOR SPRING-LOADED ASSEMBLIES • SINGLE ROW STRIPS



- Series 319, 330 and 399 Spring Target Connectors, supplied in single row strips
- Spring Target Connectors present a large flat surface for making contact with our standard .042" dia. spring pin plungers. The target connectors provide an excellent gold-plated conductive path back to the board mounted spring pin connector
- Target connectors use MM #1938, #1940, #1941, #1942 and #3024 pins. See page 218 for details
- Insulators are high temperature thermoplastic



### ORDERING INFORMATION

<b>FIG. 1</b>	<b>Series 319...041</b> <b>Surface Mount w/ Alignments Pins</b>
	319-10-1__-30-041000 Specify number of pins      03-64
<b>FIG. 2</b>	<b>Series 319...001</b> <b>Standard Solder Tails</b>
	319-10-1__-00-001000 Specify number of pins      01-64
<b>FIG. 3</b>	<b>Series 319...002</b> <b>Long Solder Tails</b>
	319-10-1__-00-002000 Specify number of pins      01-64
<b>FIG. 4</b>	<b>Series 319...005</b> <b>Elevated with Solder Tails</b>
	319-10-1__-00-005000 Specify number of pins      01-64
<b>FIG. 5</b>	<b>Series 330...240</b> <b>Solder Cups</b>
	330-10-1__-00-240000 Specify number of pins      01-64
<b>FIG. 6</b>	<b>Series 399...008</b> <b>Right Angle Solder Tails</b>
	399-10-1__-10-008000 Specify number of pins      01-64
  	
<b>SPECIFY PLATING CODE XX=</b>	10 
Pin Plating 	10 μ" Au