

**PLEASE CHECK WWW.MOLEX.COM FOR LATEST PART INFORMATION**

**Part Number:** [0785260001](#)  
**Status:** **Active**  
**Description:** 1.27mm (.050") Pitch SIM Card Holder with separate Detect Pin, 8 Circuits, Push-Push Style, Housing Height 1.50mm (.059"), with Pegs, Lead Free, Halogen Free

**Documents:**

[Drawing \(PDF\)](#) [RoHS Certificate of Compliance \(PDF\)](#)  
[Product Specification PS-78526-001 \(PDF\)](#)

**General**

Product Family	Memory Card Sockets
Series	<a href="#">78526</a>
Button Type	Push-Push
Comments	With Pegs
Component Type	Card Holder (Host)
Product Name	SIM
Type	N/A

**Physical**

Card Detection Switch	Yes
Circuits (Loaded)	8
Circuits (maximum)	8
Durability (mating cycles max)	10,000
Ejector Button Side	No Ejector Button Present
Entry Angle	Horizontal
Keying to Mating Part	Yes
Material - Metal	Copper Alloy
Material - Plating Mating	Gold
Material - Plating Termination	Tin
Material - Resin	High Temperature Thermoplastic
PCB Locator	Yes
PCB Mounting Side	Normal
PCB Retention	Yes
Packaging Type	Embossed Tape on Reel
Pitch - Mating Interface (in)	0.050 In
Pitch - Mating Interface (mm)	1.27 mm
Pitch - Term. Interface (in)	0.050 In
Pitch - Term. Interface (mm)	1.27 mm
Plating min: Mating (µin)	30
Plating min: Mating (µm)	0.76
Plating min: Termination (µin)	100
Plating min: Termination (µm)	2.54
Ports	1
Temperature Range - Operating	-20°C to +85°C
Termination Interface: Style	Surface Mount

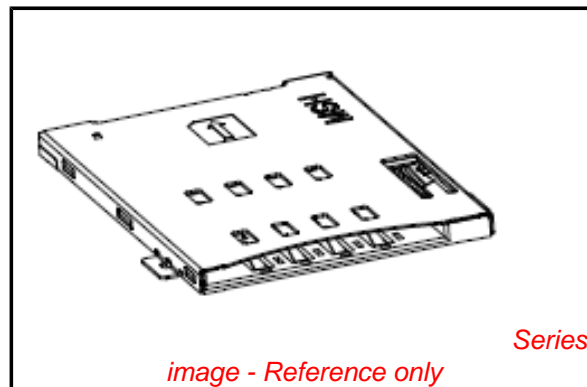
**Electrical**

Current - Maximum per Contact	0.5A
Shielded	Yes
Voltage - Maximum	50V DC

**Material Info**

**Reference - Drawing Numbers**

Packaging Specification	PK-78526-001
Product Specification	PS-78526-001
Sales Drawing	SD-78526-001



**EU RoHS**

**ELV and RoHS  
Compliant**  
**REACH SVHC  
Not Reviewed**  
**Halogen-Free  
Status**

**China RoHS**



**Need more information on product  
environmental compliance?**

Email [productcompliance@molex.com](mailto:productcompliance@molex.com)  
 For a multiple part number RoHS Certificate of Compliance, [click here](#)

Please visit the [Contact Us](#) section for any non-product compliance questions.

**Search Parts in this Series**

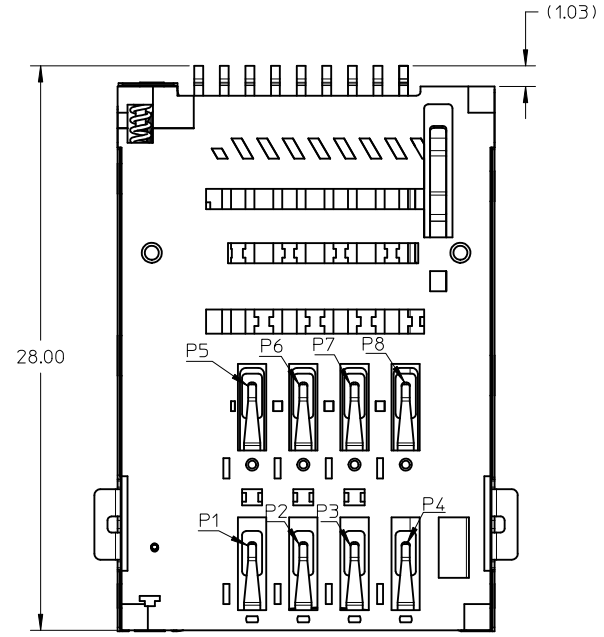
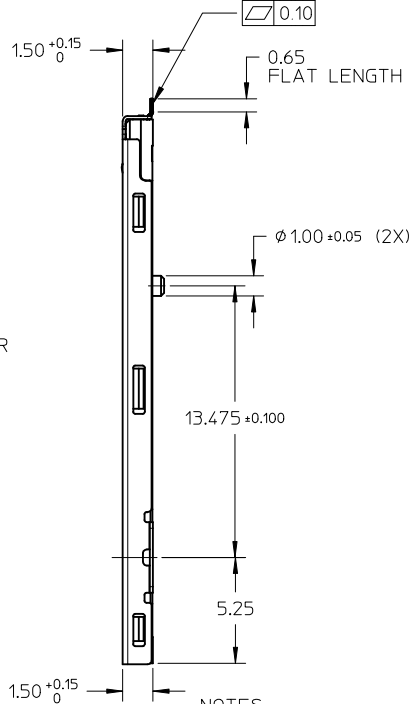
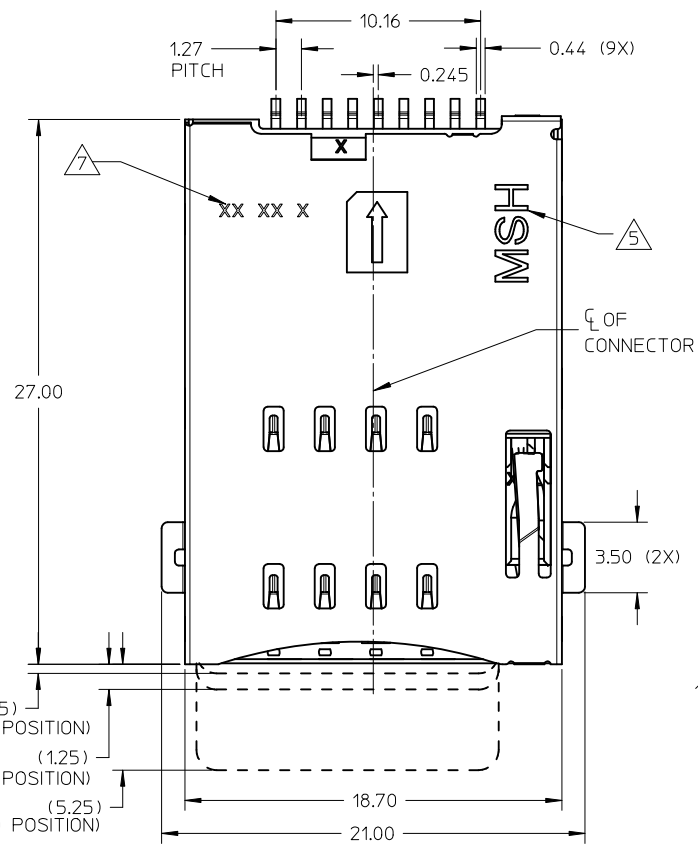
[78526Series](#)

**Mates With**

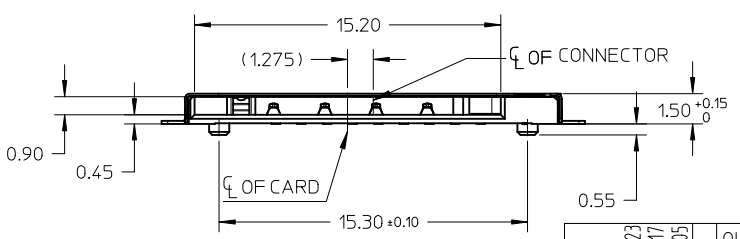
Standard SIM Card

This document was generated on 05/17/2010

**PLEASE CHECK [WWW.MOLEX.COM](http://WWW.MOLEX.COM) FOR LATEST PART INFORMATION**



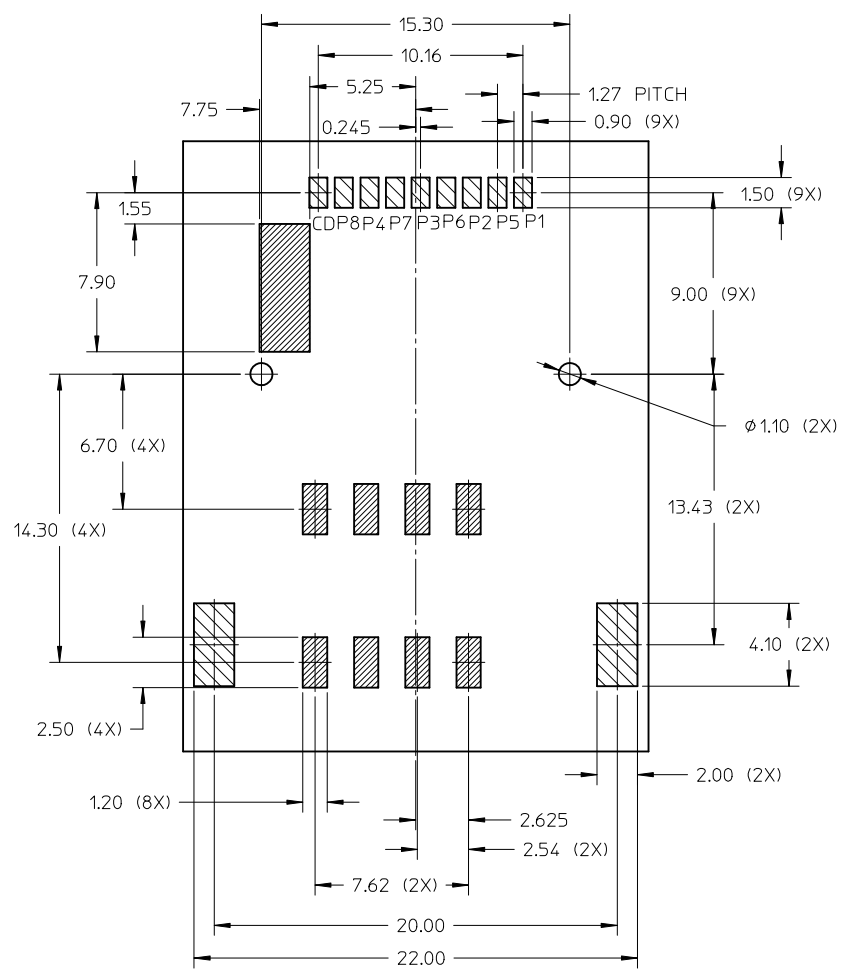
(0.45)  
(CARD POSHED POSITION)  
(1.25)  
(CARD LOCKED POSITION)  
(5.25)  
(CARD EJECTED POSITION)



- NOTES:
1. MATERIALS: HOUSING, CAM, DUMMY CARD: HIGH TEMP THERMOPLASTIC, UL94V-0, BLACK  
TERMINAL, DETECT PIN: COPPER ALLOY  
METAL SHELL, COIL SPRING, CAM PIN: STAINLESS STEEL
  2. FINISHES: 0.76µm MIN GOLD ON CONTACT AREA OVER 1.27µm NICKEL UNDERPLATE.  
2.54µm MIN MATTE TIN ON SOLDER TAIL AREA OVER 1.27µm NICKEL UNDERPLATE.  
GOLD FLASH ON SHELL SOLDER TAB OVER 1.27µm NICKEL UNDERPLATE.
  3. PRODUCT SPECIFICATION: PS-78526-001
  4. PACKAGING SPECIFICATION: PK-78526-001
  5. MOLEX LOGO LOCATED APPROXIMATELY AS SHOWN.
  6. CONNECTOR OVERALL HEIGHT TO BE AT 1.75MM MAX DURING PUSH-PUSH FUNCTION.
  7. DATE CODE PRINTING: XX XX X  
DAY  
WEEK  
YEAR

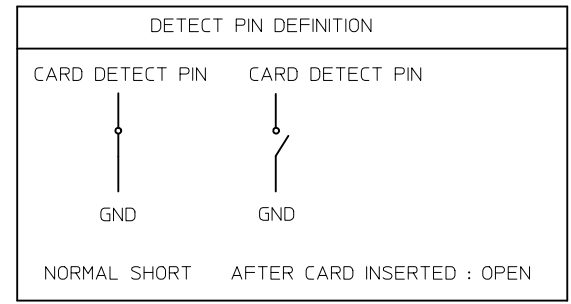
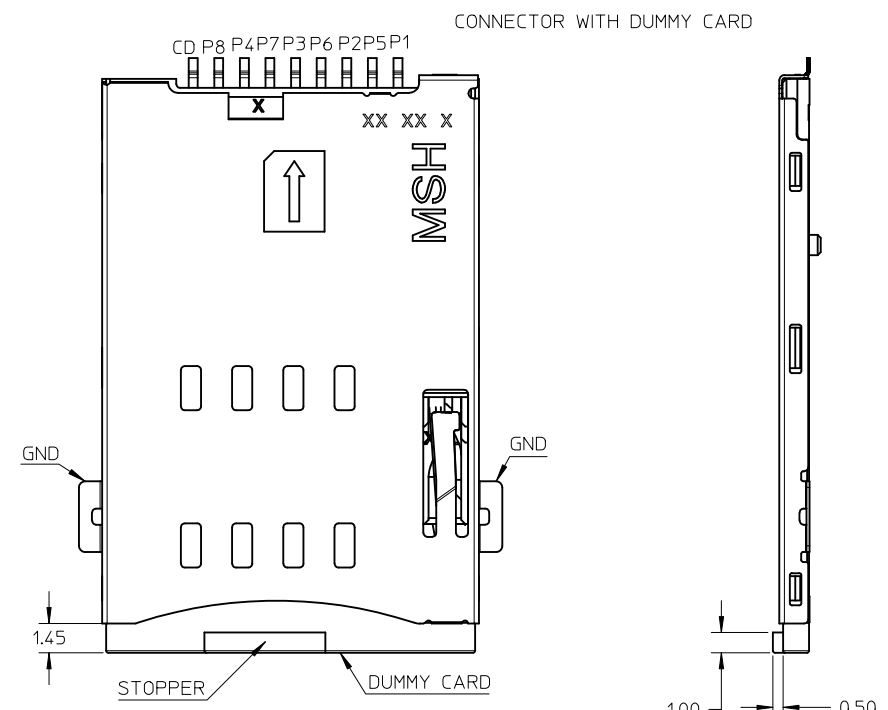
HALOGEN FREE

<b>ADD NOTE 6</b> EC NO: S2010-0707 DRWN:CGOH CHKD:JTAN02 APPR:BOKOK 2010/02/23 2009/08/17 2010/03/05	QUALITY SYMBOLS F <sub>A</sub> =0 F <sub>E</sub> =0 F <sub>P</sub> =0	GENERAL TOLERANCES (UNLESS SPECIFIED)		DIMENSION STYLE MM ONLY		SCALE NTS	DESIGN UNITS METRIC	THIRD ANGLE PROJECTION		
		mm	INCH	DRAWN BY	DATE	TITLE				
		4 PLACES ± ---	± ---	CGOH	2009/07/17	SIM CARD CONNECTOR PUSH PUSH TYPE HEIGHT 1.5MM				
		3 PLACES ± ---	± ---	CHECKED BY	DATE	MOLEX INCORPORATED				
2 PLACES ± 0.25	± ---	JTAN02	2009/08/17	APPROVED BY		DATE	MATERIAL NO.			
1 PLACE ± ---	± ---	BOKOK	2010/03/05	ANGULAR ± 3 °		DOCUMENT NO.		SHEET NO.		
DRAFT WHERE APPLICABLE MUST REMAIN WITHIN DIMENSIONS				78526-0001		SD-78526-001		1 OF 3		
				THIS DRAWING CONTAINS INFORMATION THAT IS PROPRIETARY TO MOLEX INCORPORATED AND SHOULD NOT BE USED WITHOUT WRITTEN PERMISSION						



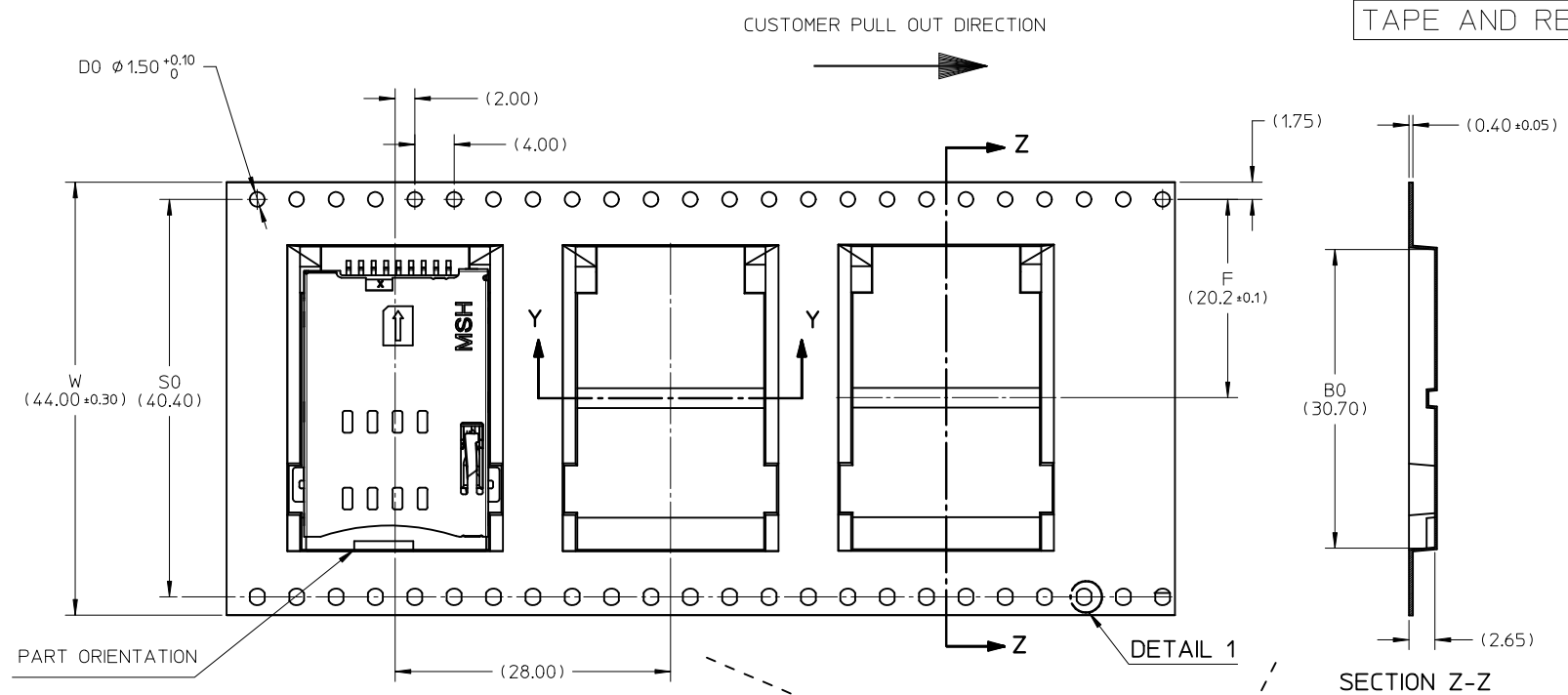
RECOMMENDED PCB LAYOUT  
(GENERAL TOLERANCE+0.05)

- CIRCUIT TRACE KEEP OUT AREA
- SOLDERING PAD AREA



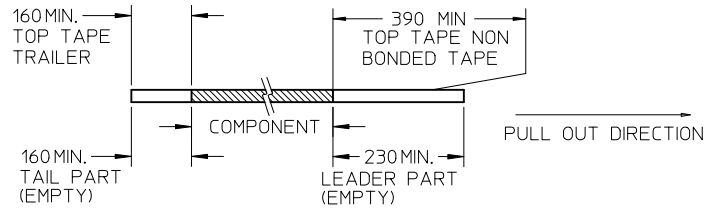
<b>ADD NOTE 6</b> EC NO: S2010-0707 DRWN:CGOH CHKD:JTAN02 APPR:BOKOK 2010/02/23 2009/08/17 2010/03/05	QUALITY SYMBOLS	GENERAL TOLERANCES (UNLESS SPECIFIED)	DIMENSION STYLE	SCALE	DESIGN UNITS	THIRD ANGLE PROJECTION
	$F_A=0$ $F_C=0$ $F_P=0$	mm INCH 4 PLACES ± --- ± --- 3 PLACES ± --- ± --- 2 PLACES ± 0.25 ± --- 1 PLACE ± --- ± --- ANGULAR ± 3 °	MM ONLY	NTS	METRIC	
		DRAFT WHERE APPLICABLE MUST REMAIN WITHIN DIMENSIONS	DRAWN BY: CGOH CHECKED BY: JTAN02 APPROVED BY: BOKOK MATERIAL NO.: 78526-0001	DATE: 2009/07/17 DATE: 2009/08/17 DATE: 2010/03/05	TITLE	SIM CARD CONNECTOR PUSH PUSH TYPE HEIGHT 1.5MM MOLEX INCORPORATED
	A4		SIZE: A3	DOCUMENT NO.: SD-78526-001 SHEET NO.: 2 OF 3		

TAPE AND REEL PACKING

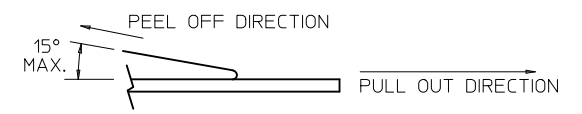


NOTES:

1. LEADER AND TRAILER TAPE



2. PEELING OFF FORCE OF THE TOP TAPE: 10 - 130gf. (PEELING DIRECTION AS SHOWN IN FOLLOWING FIGURE)



- 3. TAPE AND REEL SPECIFICATION IS AS PER EIA-481.
- 4. TAPE AND REEL QUANTITY : 600 PCS/ REEL.
- 5. THE TAPE IS TREATED FOR ANTI-STATIC.

ADD NOTE 6 EC NO: S2010-0707 DRWN:CGOH CHKD:JTAN02 APPR:BOKOK	2010/02/23 2009/08/17 2010/03/05	DESCRIPTION QUALITY SYMBOLS $F_A=0$ $F_C=0$ $F_P=0$	GENERAL TOLERANCES (UNLESS SPECIFIED)		DIMENSION STYLE MM ONLY		SCALE NTS	DESIGN UNITS METRIC	THIRD ANGLE PROJECTION			
				mm	INCH	DRAWN BY CGOH	DATE 2009/07/17	TITLE SIM CARD CONNECTOR PUSH PUSH TYPE HEIGHT 1.5MM				
			4 PLACES	± ---	± ---	CHECKED BY JTAN02	DATE 2009/08/17	MOLEX INCORPORATED DOCUMENT NO. SD-78526-001 SHEET NO. 3 OF 3				
			3 PLACES	± ---	± ---	APPROVED BY BOKOK	DATE 2010/03/05					
2 PLACES	± 0.25	± ---	ANGULAR ± 3 °		MATERIAL NO. 78526-0001		THIS DRAWING CONTAINS INFORMATION THAT IS PROPRIETARY TO MOLEX INCORPORATED AND SHOULD NOT BE USED WITHOUT WRITTEN PERMISSION					
1 PLACE	± ---	± ---	DRAFT WHERE APPLICABLE MUST REMAIN WITHIN DIMENSIONS		SIZE A3							