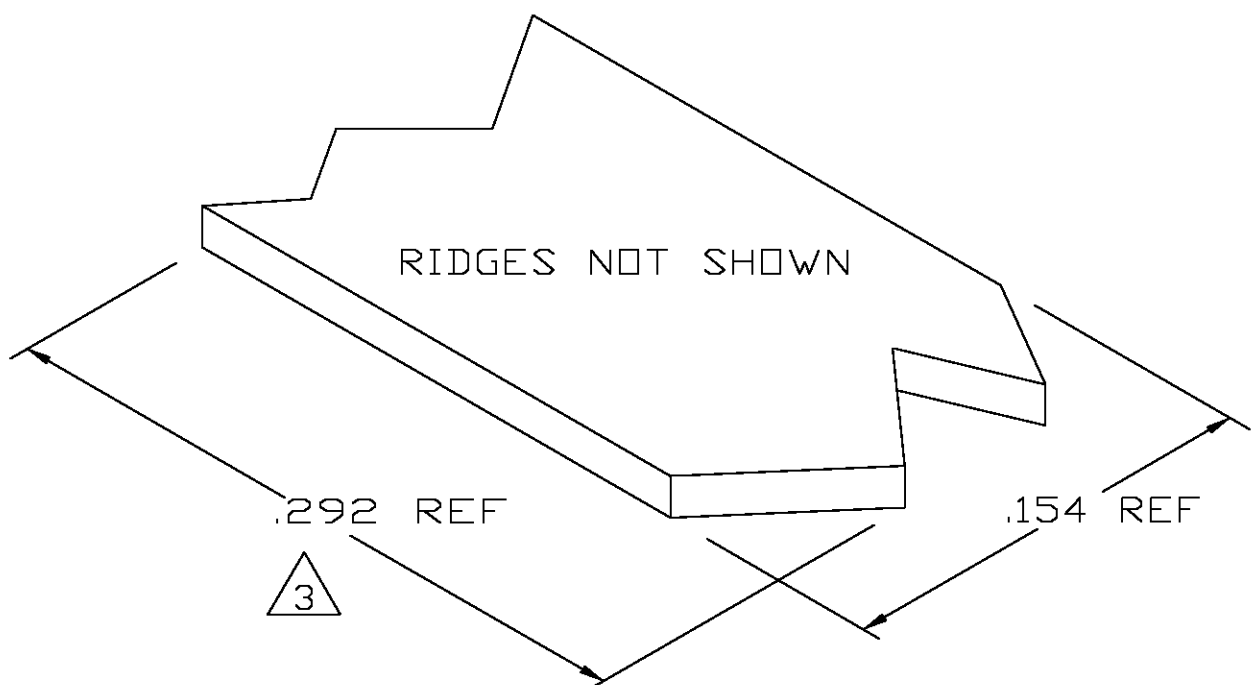
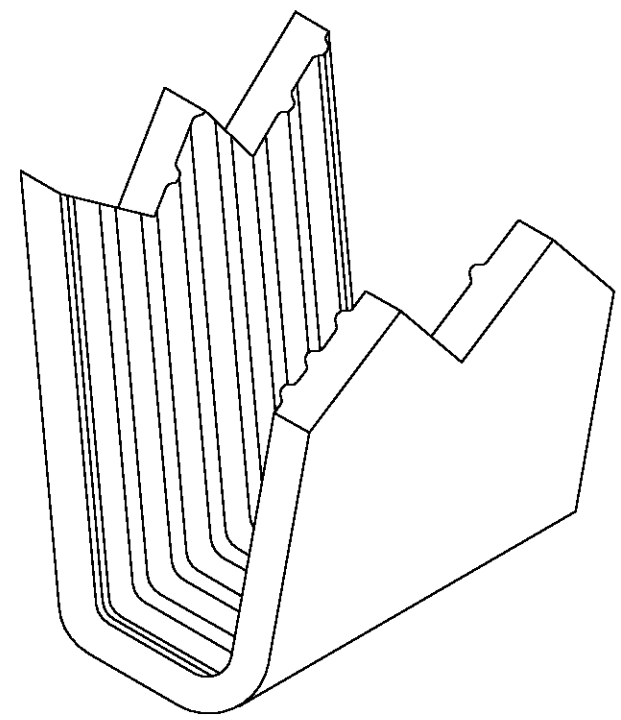


THIS DRAWING IS UNPUBLISHED. RELEASED FOR PUBLICATION
 © COPYRIGHT BY TYCO ELECTRONICS CORPORATION. ALL RIGHTS RESERVED.

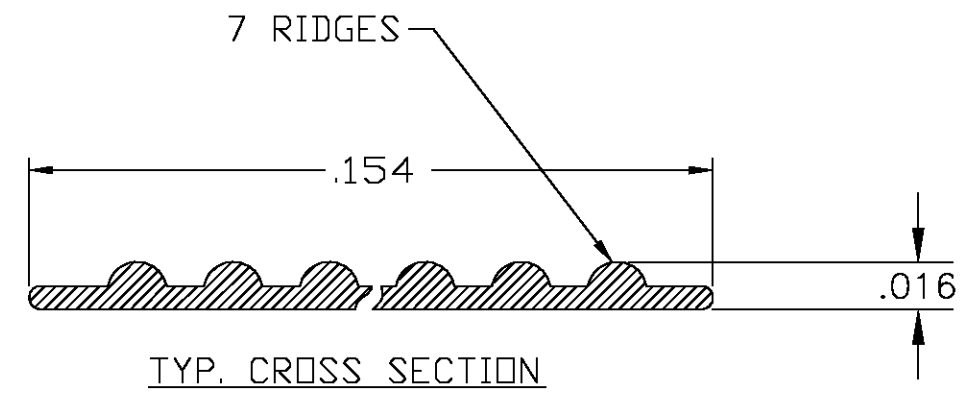
LOC	DIST	REVISIONS			
P	LTR	DESCRIPTION	DATE	DWN	APVD
AF	50	A	REV PER 0G63-0069-03	11JUN03	jr EH



- 1 CRIMPBAND MATERIAL PROVIDED IN CONTINUOUS STRIP.
 - 2 REFERENCE DESCRIPTIVE PART NUMBER L061D16B.
- 3 BLANK LENGTH DETERMINED BY 061 TOOLSET.



PARTIAL FORMED VIEW (REF)
FORMED BY APPLICATION TOOLING



1601621-1
PART NUMBER

THIS DRAWING IS A CONTROLLED DOCUMENT.		DWN 05AUG2002 MICHAEL S. FEHER	Tyco Electronics Corporation Harrisburg, PA 17105-3608				
DIMENSIONS: INCHES		CHK 05AUG2002 EDWARD HOWARD					
TOLERANCES UNLESS OTHERWISE SPECIFIED:		APVD 05AUG2002 EDWARD HOWARD	NAME				
0 PLC ± - 1 PLC ± - 2 PLC ± - 3 PLC ± .005 4 PLC ± - ANGLES ± -		PRODUCT SPEC	CRIMPBAND, RTM				
MATERIAL		APPLICATION SPEC	SIZE	CAGE CODE	DRAWING NO	RESTRICTED TO	
UNS C26000 BRASS		FINISH	A3	00779	C-1601621	-	
NONE		WEIGHT	CUSTOMER DRAWING		SCALE 1:1	SHEET 1 OF 1	REV A