


HI-TEMP FAN HEAT SINK – FHP Series

High Operating Temperature Integrated Fan Heat Sinks

**DESIGN FEATURES**

- Industry-leading maximum operating temperature of 90°C
- Compatible with chipset footprints ranging from 27x27 mm to 40x40 mm
- Common 5VDC @ 0.5 A (max) USB 2.0 fan electrical specifications
- Pin fin heat sink



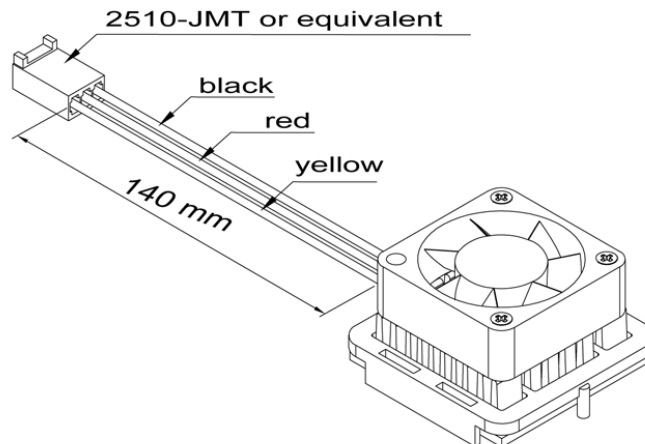
**DESCRIPTION**

The **FHP** series of integrated-fan heat sinks is uniquely designed to absorb and disperse heat away from high temperature devices while offering key features such as an operating temperature range of -10°C to 90°C, calculated MTTF @ 90°C: 86,858 hours (GEM, 90% confidence) and low profile to fit applications with space constraints. Thermal resistance values range from 3.35°C/W to as low as 1.95°C/W.

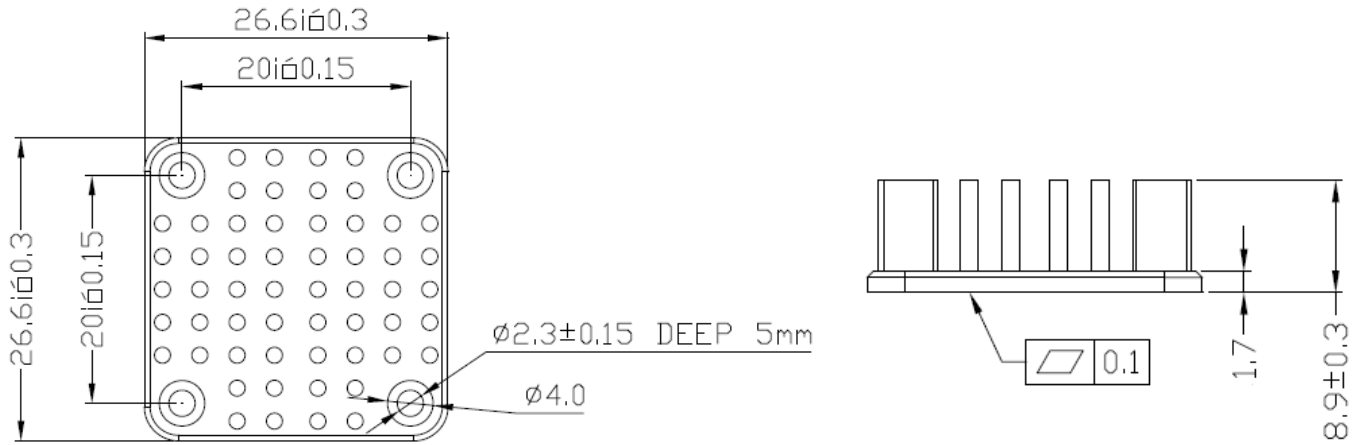
CTS’ series of hi-temp fansinks maintain superior thermal dissipation for devices that emit high amount of heat. Our fansinks are available a wide range of footprints and fin heights which make them suitable for many elevated temperature applications such as component testing, burn-in, high density servers, high- speed computing and video, and use in areas where the system airflow is constrained.

Part Number	Length x Width x Height (mm)	Thermal Resistance (R <sub>TH</sub> )
FHP27-27-20	27 x 27 x 20.0 / 34.1 x 29.6 x 20.0 +/- 0.5 mm (with clip)	3.35

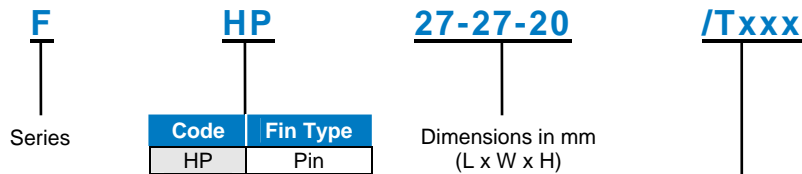
**PACKAGE**



**FHP27-27-20**



**ORDERING INFORMATION**



Clip Mount (only) or Thermal Tape (only)			
Code	Specifications	Code	Specifications
/S	Short	/A01	CTS Double-sided Kapton®
/M	Medium	/T410 /T411 or /T412	Chomerics Thermattach®
/T	Tall	/A21	3M™ 8815

**Both (Thermal Tape and Clip Mount Options)**

/Tape code/Clip code  
 Example:  
 The above fansink with T710 and tall clip is  
 FHP27-27-20/T710/T