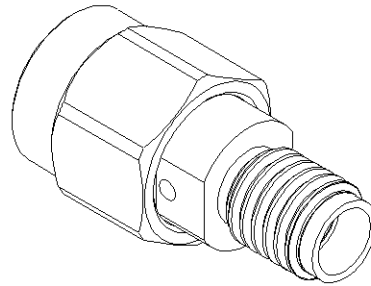
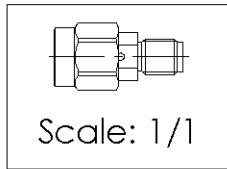
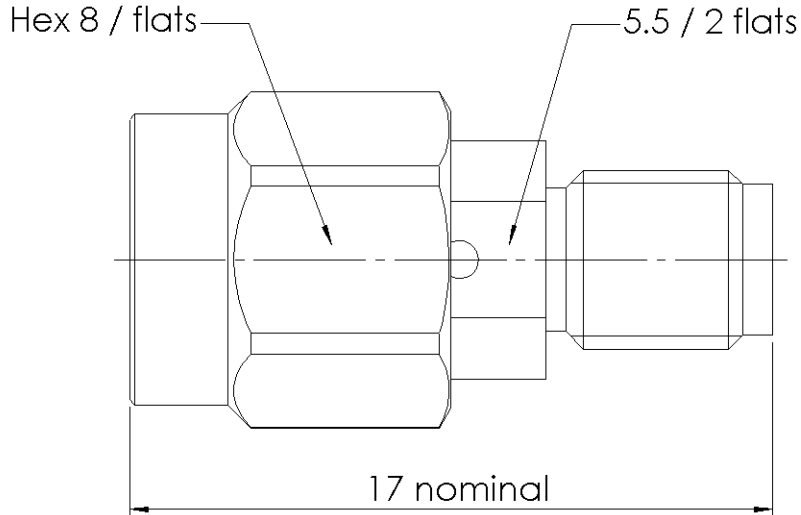


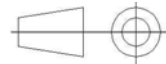
**SMA MALE - SSMA FEMALE STRAIGHT ADAPTER**

**R191.347.000**

Série : ADAPT



All dimensions are in mm.



COMPONENTS	MATERIALS	PLATINGS (µm)
<b>BODY</b>	<b>BERYLLIUM COPPER</b>	<b>GOLD 0.5 OVER NICKEL 2</b>
<b>CENTER CONTACT</b>	<b>BERYLLIUM COPPER</b>	<b>GOLD 0.5 OVER NICKEL 2</b>
<b>OUTER CONTACT</b>	-	-
<b>INSULATOR</b>	<b>PTFE</b>	-
<b>GASKET</b>	<b>SILICONE RUBBER</b>	-
<b>OTHERS PARTS</b>	<b>BERYLLIUM COPPER</b>	<b>GOLD 0.5 OVER NICKEL 2</b>
-	-	-
-	-	-

**Issue : 0639 A**

In the effort to improve our products, we reserve the rights to make changes judged to be necessary.



**SMA MALE - SSMA FEMALE STRAIGHT ADAPTER**

**R191.347.000**

Série : ADAPT

**PACKAGING**

Standard	Unit	Other
<b>1</b>	-	<b>Contact us</b>

**SPECIFICATION**

**ELECTRICAL CHARACTERISTICS**

Impedance	<b>50</b>	$\Omega$
Frequency	<b>0-18</b>	GHz
VSWR	<b>1.06 + 0.0150</b>	x F(GHz) Maxi
Insertion loss	<b>0.05</b>	$\sqrt{F}$ (GHz) dB Maxi
RF leakage	- ( <b>57</b> )	- F(GHz) dB Maxi
Voltage rating	<b>250</b>	Veff Maxi
Dielectric withstanding voltage	<b>750</b>	Veff mini
Insulation resistance	<b>5000</b>	M $\Omega$ mini

**ENVIRONMENTAL**

Operating	<b>-65/+105</b>	$^{\circ}$ C
Hermetic seal	<b>NA</b>	Atm.cm3/s
Panel leakage	<b>NA</b>	

**MECHANICAL CHARACTERISTICS**

Center contact retention		
Axial force – Mating end	<b>22</b>	N mini
Axial force – Opposite end	<b>22</b>	N mini
Torque	<b>NA</b>	N.cm mini
Recommended torque		
Mating	<b>SMA</b>	<b>100</b> N.cm
	<b>SSMA</b>	<b>0</b> N.cm
	-	<b>0</b> N.cm
Panel nut	<b>NA</b>	N.cm
Mating life	<b>500</b>	Cycles mini
Weight	<b>3.1000</b>	g

**OTHERS CHARACTERISTICS**

Issue : 0639 A

In the effort to improve our products, we reserve the rights to make changes judged to be necessary.



**RADIALL**®