

Features

- 3.6 mm narrow design axial strap
- Fully compatible with current industry standards
- Weldable nickel terminals
- Very low internal resistance
- Low switching temperature
- Agency recognition: [®]
- RoHS compliant*

MF-VS Narrow Body Series - PTC Resettable Fuses

Electrical Characteristics

Model	V max. Volts	I max. Amps	I_{hold}	I_{trip}	Initial Resistance			1 Hour (R_1) Post-Trip Resistance	Max. Time to Trip		Tripped Power Dissipation
			Amperes at 23 °C		Ohms at 23 °C			Ohms at 23 °C	Amperes at 23 °C	Seconds at 23 °C	Watts at 23 °C
			Hold	Trip	Min.	Max.	Typ.	Max.		Typ.	
MF-VS170N	12	100	1.7	3.4	0.030	0.052	0.040	0.105	8.5	3.0	1.4
MF-VS175NL	12	100	1.75	3.5	0.029	0.051	0.038	0.102	8.75	3.0	1.4
MF-VS210N	12	100	2.1	4.7	0.018	0.030	0.024	0.060	10.0	5.0	1.5

Environmental Characteristics

Operating/Storage Temperature	-40 °C to +85 °C
Maximum Device Surface Temperature in Tripped State	125 °C
Passive Aging	+60 °C, 1000 hours..... ±10 % typical resistance change
Humidity Aging	+60 °C, 85 % R.H. 1000 hours ±10 % typical resistance change
Thermal Shock	MIL-STD-202F, Method 107G..... ±5 % typical resistance change +85 °C to -40 °C, 10 times
Vibration	MIL-STD-883C,..... No change Condition A

Test Procedures And Requirements For Model MF-VS Narrow Body Series

Test	Test Conditions	Accept/Reject Criteria
Visual/Mech.	Verify dimensions and materials.....	Per MF physical description
Resistance	In still air @ 23 °C	$R_{min} \leq R \leq R_{1max}$
Time to Trip.....	At specified current, V_{max} , 23 °C.....	$T \leq \text{max. time to trip (seconds)}$
Hold Current	30 min. at I_{hold}	No trip
Trip Cycle Life.....	V_{max} , I_{max} , 100 cycles.....	No arcing or burning
Trip Endurance	V_{max} , 48 hours.....	No arcing or burning
UL File Number	E174545 http://www.ul.com/ Follow link to Certifications, then UL File No., enter E174545	
CSA File Number.....	CA110338 http://directories.csa-international.org/ Under "Certification Record" and "File Number" enter 110338-0-000	
TÜV Certificate Number	R 02057213 http://www.tuvdotcom.com/ Follow link to "other certificates", enter File No. 2057213	

Thermal Derating Chart - I_{hold} (Amps)

Model	Ambient Operating Temperature			
	0 °C	23 °C	60 °C	85 °C
MF-VS170N	2.2	1.7	0.8	0.1
MF-VS175NL	2.25	1.75	0.85	0.1
MF-VS210N	2.9	2.1	1.0	0.1

* I_{trip} is approximately two times I_{hold} .

*RoHS Directive 2002/95/EC Jan. 27, 2003 including annex and RoHS Recast 2011/65/EU June 8, 2011.

Specifications are subject to change without notice.

The device characteristics and parameters in this data sheet can and do vary in different applications and actual device performance may vary over time. Users should verify actual device performance in their specific applications.

Applications

Any application that requires protection at low resistances:

- Rechargeable battery packs; designed for NiMH and Li-Ion chemical characteristics
- Cellular phones
- Laptop computers

MF-VS Narrow Body Series - PTC Resettable Fuses

BOURNS®

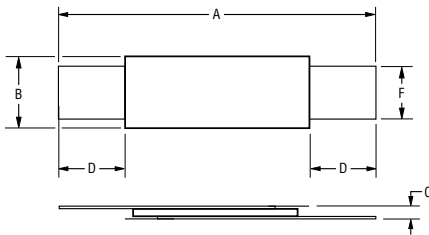
Product Dimensions

Model	A		B		C		D		F	
	Min.	Max.	Min.	Max.	Min.	Max.	Min.	Max.	Min.	Max.
MF-VS170N	22.0 (0.866)	24.0 (0.945)	3.6 (0.142)	3.9 (0.154)	0.6 (0.024)	0.9 (0.035)	4.1 (0.161)	5.8 (0.228)	2.4 (0.094)	2.6 (0.102)
MF-VS175NL	26.0 (1.024)	28.0 (1.102)	3.6 (0.142)	3.9 (0.154)	0.6 (0.024)	0.9 (0.035)	6.1 (0.240)	7.8 (0.307)	2.4 (0.094)	2.6 (0.102)
MF-VS210N	30.0 (1.181)	32.0 (1.260)	3.6 (0.142)	3.9 (0.154)	0.6 (0.024)	0.9 (0.035)	4.1 (0.161)	5.8 (0.228)	2.4 (0.094)	2.6 (0.102)

Packaging: Bulk - 500 pcs. per bag. Tape and Reel - Consult factory.
Leads: 1/4 Hardened Nickel 0.125 mm (.005") nom.

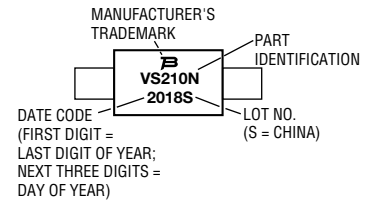
DIMENSIONS: $\frac{\text{MM}}{\text{(INCHES)}}$

NOTE: The dimensions and shape of the leads can be modified to suit the battery pack design. All models are available without insulation wrapping.

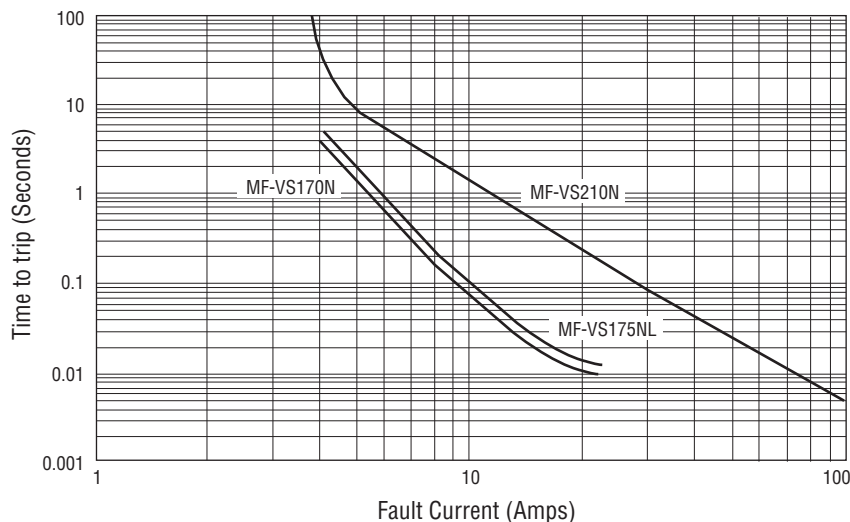


Typical Part Marking

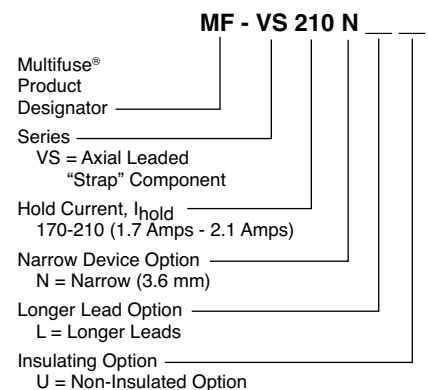
Represents total content. Layout may vary.



Typical Time to Trip at 23 °C



How to Order



MF-VSN SERIES, REV. 1, 05/15

Specifications are subject to change without notice. The device characteristics and parameters in this data sheet can and do vary in different applications and actual device performance may vary over time. Users should verify actual device performance in their specific applications.