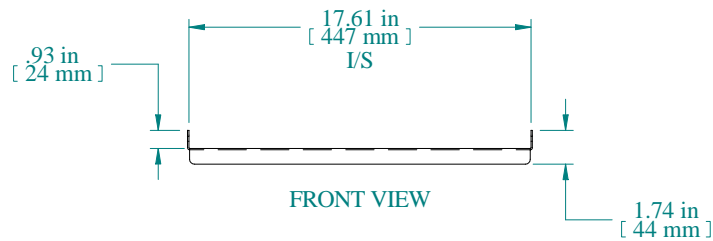
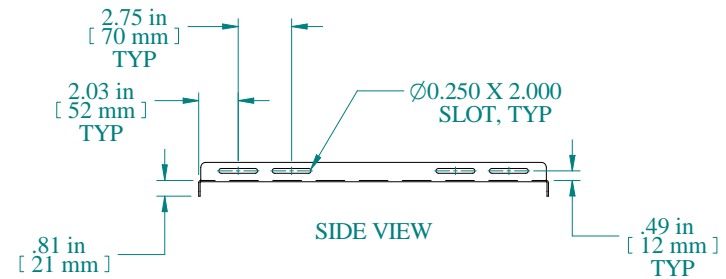


TOP VIEW



FRONT VIEW



SIDE VIEW


PART NUMBERS

RFUS1918BK1	PAINTED BLACK TEXTURED
RFUS1918CG1	PAINTED GREY/BEIGE TEXTURED

NOTES

Maximum weight 350 lb
Includes all mounting hardware

Data subject to change without notice. Isometric drawing not to scale.



**HAMMOND
MANUFACTURING™**

www.hammondmfg.com

PART NO. RFUS1918