

0.00"  
0.25"  
0.50"  
0.75"  
1.00"  
1.25"  
1.50"  
1.75"  
2.00"

PROPRIETARY STATEMENT: ULTRAVOLT INC.  
CONFIDENTIAL DRAWING

2

B

PART NUMBER:

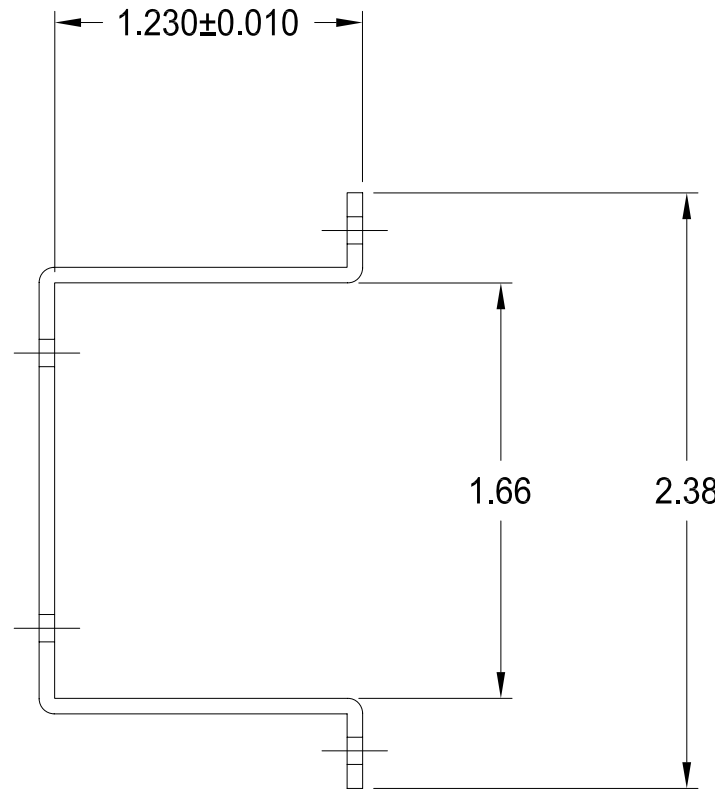
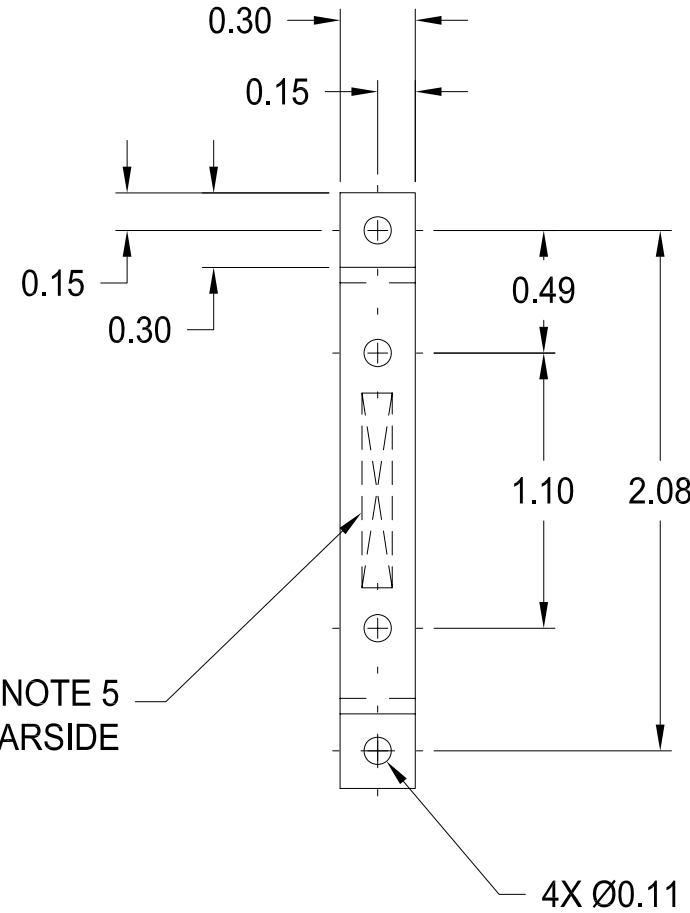
BR-009

REV B

SH 1

REVISIONS

LTR	DESCRIPTION	BY	DATE	APPD
A	NEW RELEASE	DS	01-11-02	JM
A1	REVISED PER EC-00510-UV	JC	11/15/07	SRO
B	REVISED PER EC-00361-UV	JC	7/15/08	SRO



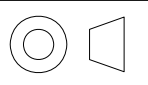
SEE NOTE 5  
FARSIDE

4X Ø0.11

A

NOTES:

1. MATERIAL: 0.062 THK. ALUMINUM ALLOY 5052-H32 PER QQ-A-250/8
2. FINISH: DARK MATTE, BLACK ANODIZED PER MIL-A-8625
3. ALL BENDS ARE TO BE SHARP.
4. REMOVE ALL BURRS AND SHARP EDGES.
5. MARK PART NUMBER AND REVISION. STAMP OR USE A NON-CONDUCTIVE INDELIBLE INK, (FREE OF CARBON) CONTRASTING COLOR, 0.09-0.125 HIGH CHARACTERS LOCATE APPROXIMATELY AS SHOWN. i.e. XX-XXX\_revX.



UNLESS OTHERWISE SPECIFIED DIMENSION ARE IN INCHES TOLERANCES ARE:		CUSTOMER	
2 PL DEC ± .02	FRACT ± 1/64	DRAWN	DATE
3 PL DEC ± .010	ANGLES ± 2°	CHKD	01-11-02
HOLE DIA	TOLERANCES	MFG	N/A
.0135 THRU .125	+ .004 - .004	MFG ENGR	
.126 THRU .250	+ .005 - .005	PROCESS	N/A
.251 THRU .500	+ .006 - .006	QA	N/A
.501 THRU .750	+ .008 - .008	CHIEF ENG	
.751 THRU 1.000	+ .010 - .010	CFN: BR-009_revB.dwg	
1.001 THRU 2.000	+ .012 - .012		

**ULTRAVOLT, INC.**

1800 OCEAN AVE. FRNT, RONKONKOMA, N.Y. 11779  
1-631-471-4444

BRACKET, 25A-35A W/AUX  
(BRACKET KIT OPTION ORDER BR-9 KIT)

B

PART NUMBER:

BR-009

REV

B

SCALE NONE

DO NOT SCALE THIS DRAWING

SHEET 1 OF 1

2

1