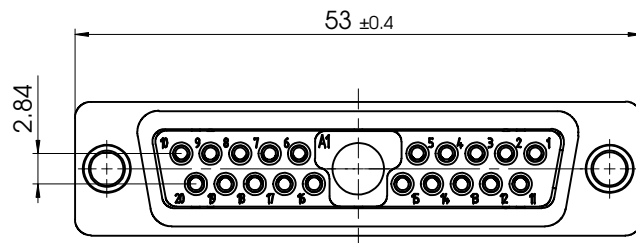
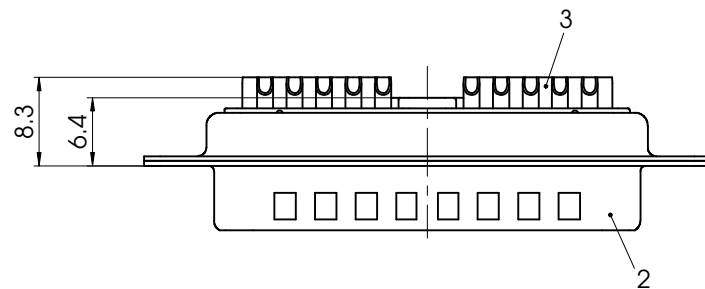
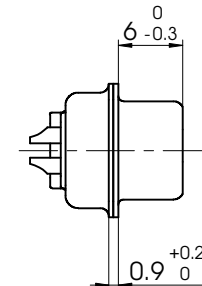
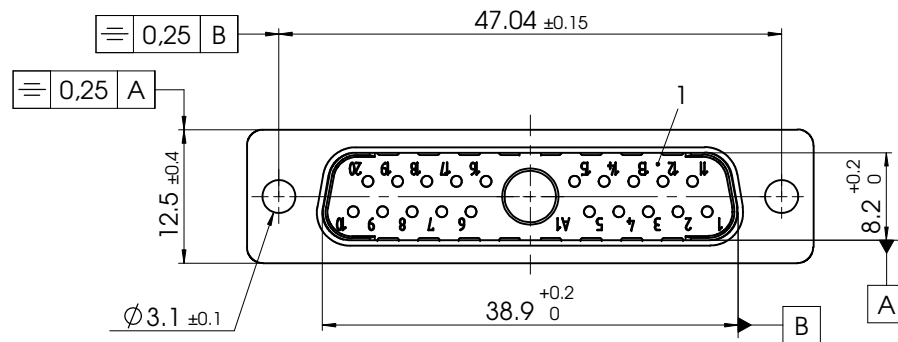



COMMENT:
ALL RIGHTS ARE RESERVED BY US FOR THIS DRAWING. WITHOUT OUR PRIOR CONSENT,
THIS DRAWING MAY NOT BE REPRODUCED OR TRANSMITTED IN ANY FORM OR BY ANY
MEANS, AND IT ALSO MAY NOT BE IMPROPERLY USED BY THE RECEIVER, OR A THIRD PARTY.



Permeability is tested for the whole connector. Permeability less than 1,0025.

3	20	Signal contact	P0 / Brass (nonmagnetic)	5µm Au / AWG20
2	1	Shell	Brass (nonmagnetic)	tin plated
1	1	Insulator	PBT (-55°C - +130°C)	green
No.	St.	Part	Type Description/Material	Surface plating/Colour/Class

				Measurement without tolerance acc. to ISO 2768-m	SCALE 2:1	TITLE NONMAGNETIC D-Sub Mixed-Layout Connector
				NAME / DATE		
			DRAWN	sschref 04-10-2004		
			CHECKED	tschliekofer 04-10-2004		
				FCT group fctgroup.com		DWG.NO. FM21W1P-1454
1						REV. 1
REV.	DATE	CH.-NO.	ORIGINAL: DIN A3-DRAWING AS A FILE		REPLACEMENT FOR:	PAGES 1