


# GT06 Series

## Gate Drive Transformer



### FEATURES

- 12.5 mm creepage/clearance
- Optimized for frequencies from 40 kHz to 350 kHz
- Suitable for pick and place applications

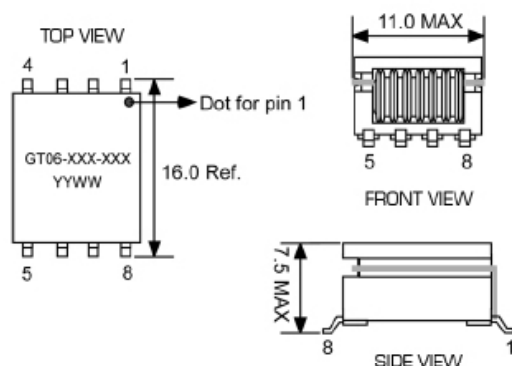
### APPLICATIONS

- Gate Drive Transformer
- Signal Transformer Across Isolation Barrier

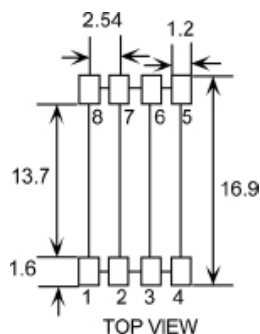
### PACKAGING

- Reel Diameter: 13"
- Reel Width: 32mm
- Pieces Per Reel: 400

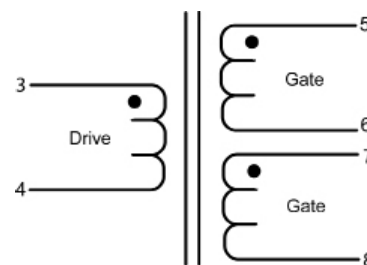
### Mechanical



### Recommended PCB Layout



### Schematic



### Electrical Specifications

Part Number	Turns Ratio Drive:Gate	Drive Ind. <sup>1</sup> (μH, min.)	DCR (mΩ, max.)	Lkg. Ind. (nH, max.)	E-T Prod <sup>5</sup> (V-μs)	Hi-Pot Drive:Gate	Hi-Pot Gate:Gate
GT06-111-049	1:1:1	882	720:720	360	49	3750 V <sub>ac</sub>	1,500 V <sub>dc</sub>
GT06-111-100	1:1:1	2000	1430:1300	470	100	3750 V <sub>ac</sub>	1,500 V <sub>dc</sub>
GT06-122-053	1:2.5:2.5	162	360:720	240	53	3750 V <sub>ac</sub>	1,500 V <sub>dc</sub>

1. Tested at 100kHz, 0.1Vrms.

2. Electrical specifications at 25°C.

3. Operating range: -40° C to +130° C.

4. Meets UL 94V-0.

5. E-T product rating is for secondary (gate) windings in a bipolar drive application at 25°C. Derate the E-T product rating by 20% for operation at 100°C.

