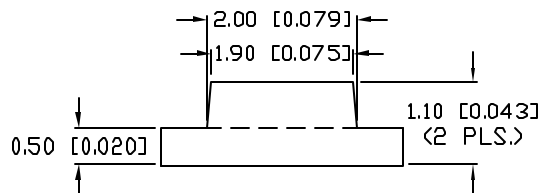
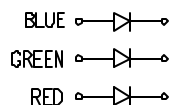
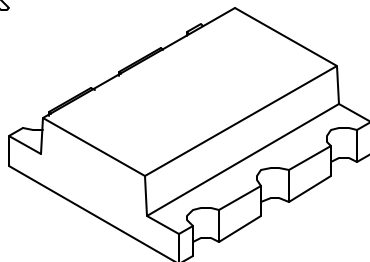
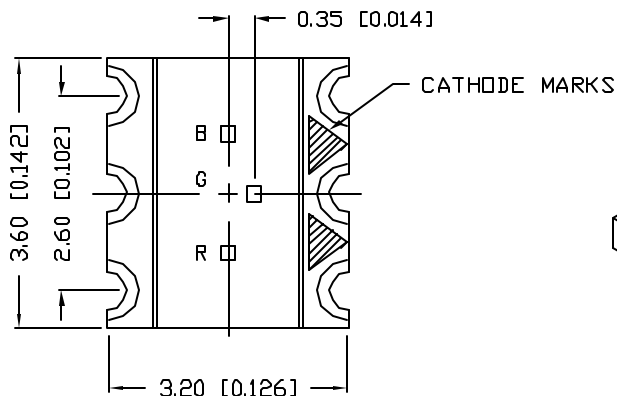
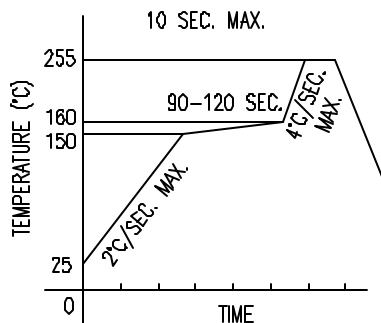


PART NUMBER		REV.
SML-LX3632SISUGSBC		C

REV.	E.C.N. NUMBER AND REVISION COMMENTS	DATE
A	E.C.N. #10967.	3.14.03
B	E.C.N. #11053.	11.12.03
C	E.C.N. #11148.	12.15.04

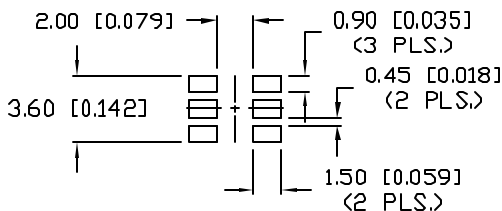


LEAD FREE REFLOW PROFILE



TOTAL TIME ABOVE 220°C IS 60 SECONDS MAX.

RECOMMENDED SOLDER PAD LAYOUT



ELECTRO-OPTICAL CHARACTERISTICS $T_A=25^\circ\text{C}$ $I_f=20\text{mA}$

PARAMETER	RED	GREEN	BLUE	UNITS	TEST COND
PEAK WAVELENGTH	636	574	430	nm	
FORWARD VOLTAGE (TYP.)	2.0	2.2	3.5	V_f	
FORWARD VOLTAGE (MAX.)	2.4	2.6	4.5	V_f	
REVERSE VOLTAGE	5.0	5.0	5.0	V_r	$I_f=100\mu\text{A}$
AXIAL INTENSITY	75	60	50	mcad	$I_f=20\text{mA}$
VIEWING ANGLE	120	120	120	2x theta	
LED POSITION:	1	2	3		

EPOXY LENS FINISH: WATER CLEAR

LIMITS OF SAFE OPERATION AT 25°C PER CHIP

PARAMETER	COLORS	MAX	UNITS
PEAK FORWARD CURRENT*	(R/G/B)	160/160/70	mA
STEADY CURRENT	(R/G/B)	25/25/30	mA
POWER DISSIPATION		60/60/140	mW
DERATE FROM 25°C	(R/G/B)	-1.2/-1.2/-1.6	mW/°C
OPERATING, STORAGE TEMP.		-40 TO +85	°C
SOLDERING TEMP.		+260	°C
2.0mm FROM BODY		3 SEC. MAX	

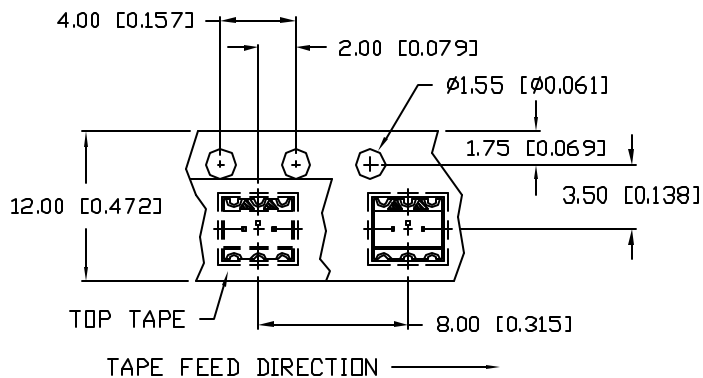
* $t < 10\mu\text{s}$

NOTES:

1. THE CATHODE IS ORIENTED TOWARDS THE SPROCKET HOLE.

CAUTION: STATIC SENSITIVE DEVICE
FOLLOW PROPER E.S.D. HANDLING PROCEDURES
WHEN WORKING WITH THIS PART.

CAUTION: MOISTURE SENSITIVE DEVICE
PER JEDEC LEVEL 4 STANDARDS



*UNLESS OTHERWISE SPECIFIED TOLERANCES PER DECIMAL PRECISION ARE: X=±1 (±0.038), XX=±0.5 (±0.020), XXX=±0.25 (±0.010), XXXX=±0.127 (±0.005). LEAD SIZE=±0.05 (0.002), LEAD LENGTH=±0.75 (±0.030). MIN=+DECIMAL PRECISION MAX=+0.00 -DECIMAL PRECISION

REV.	PART NUMBER
C	SML-LX3632SISUGSBC
3.2 x 3.6mm SURFACE MOUNT LED, TRI COLOR, SUPER INTENSITY RED, SUPER ULTRA GREEN, SUPER BLUE, WATER CLEAR LENS, TAPE AND REEL	

CONFIDENTIAL INFORMATION
THE INFORMATION CONTAINED IN THIS DOCUMENT IS THE PROPERTY OF LUMEX INC. EXCEPT AS SPECIFICALLY AUTHORIZED IN WRITING BY LUMEX INC., THE HOLDER OF THIS DOCUMENT SHALL KEEP ALL INFORMATION CONTAINED HEREIN CONFIDENTIAL AND SHALL PROTECT SAME IN WHOLE OR IN PART FROM DISCLOSURE AND DISSEMINATION TO ALL THIRD PARTIES.

RELIABILITY NOTE
OUR MANY YEARS OF EXPERIENCE DATA ACCUMULATION INDICATE THAT SOLDER HEAT IS A MAJOR CAUSE OF EARLY AND FUTURE FAILURE. PLEASE PAY ATTENTION TO YOUR SOLDERING PROCESS.

		290 E. HELEN ROAD PALATINE, IL 60067-6976 PHONE: +1.847.359.2790 US WEB: www.lumex.com TW WEB: www.lumex.com.tw
DRAWN BY:	CHECKED BY:	APPROVED BY:
GB		
DATE:	6.4.02	
PAGE:	1 OF 1	
SCALE:	N/A	