

### 459 Series PICO® Very Fast-Acting Surface Mount Fuse



#### Description

The 459 Series Very Fast-Acting SMF Fuse is based on Littelfuse PICO® fuse technology, though offered in a surface mount package.

This series of devices meets the requirements of the RoHS directive.

#### Features

- Very Fast-Acting
- Wide current rating range: 62mA to 5A
- Wide operating temperature range
- Low temperature re-rating
- RoHS compliant

#### Applications

- Wireless basestation
- Network equipment
- Telecom equipment

#### Agency Approvals

AGENCY	AGENCY FILE NUMBER	AMPERE RANGE
	E10480	0.062 - 5A
	29862	0.125 - 5A
	NBK030205-E10480B	1A - 5A

#### Electrical Characteristics for Series

% of Ampere Rating	Opening Time
100%	4 hours, Minimum
200%	1 second, Maximum
300%	0.1 second, Maximum

#### Additional Information



Datasheet






Resources



Samples

#### Electrical Specifications by Item

Ampere Rating (A)	Amp Code	Max Voltage Rating (V)	Interrupting Rating	Nominal Cold Resistance (Ohms)	Nominal Melting I <sup>2</sup> t (A <sup>2</sup> sec)	Agency Approvals		
								
0.062	.062	125	50 A @125 VAC 300 A @125 VDC	7.0000	0.000075	x		
0.125	.125	125		1.7000	0.00163	x	x	
0.250	.250	125		0.6650	0.0106	x	x	
0.375	.375	125		0.3950	0.0254	x	x	
0.500	.500	125		0.3020	0.0546	x	x	
0.750	.750	125		0.1750	0.155	x	x	
1.00	001.	125		0.1280	0.281	x	x	x
1.50	01.5	125		0.0816	0.650	x	x	x
2.00	002.	125		0.0468	0.421	x	x	x
2.50	02.5	125		0.0350	0.721	x	x	x
3.00	003.	125		0.0290	1.23	x	x	x
3.50	03.5	125		0.0233	1.65	x	x	x
4.00	004.	125		0.0197	2.35	x	x	x
5.00	005.	125		0.0151	3.90	x	x	x

**Temperature Re-rating Curve**



Note:  
1. Re-rating depicted in this curve is in addition to the standard derating of 25% for continuous operation.

**Soldering Parameters**

Wave Soldering	260°C, 10 seconds max.
Reflow Soldering	260°C, 30 seconds max.

**Product Characteristics**

<b>Materials</b>	<b>Body:</b> Molded Thermoplastic <b>Terminations:</b> 100% Tin-plated Copper
<b>Solderability</b>	MIL-STD-202, Method 208
<b>Product Marking</b>	<b>Body:</b> Brand Logo, Current Rating, Voltage Rating, Series Code, Date Code, Agency Approved Logo
<b>Moisture Sensitivity</b>	Level 1 J-STD - 020
<b>Operating Temp.</b>	-55°C to 125°C (Consider re-rating)
<b>Shock</b>	MIL-STD-202, Method 213, Test Condition I (100 G's peak for 6 msecs.)
<b>Vibration</b>	MIL-STD-202, Method 201 (10-55 Hz, 0.06 inch total excursion)
<b>Salt Spray</b>	MIL-STD-202, Method 101, Test Condition B (48 hours)
<b>Insulation Resistance (After Opening)</b>	MIL-STD-202, Method 302, (10,000 ohms minimum at 100 volts)
<b>Thermal Shock</b>	MIL-STD-202, Method 107, Test Condition B (-65 to 125°C)
<b>Moisture Resistance</b>	MIL-STD-202, Method 106, High Humidity (90-98 RH), Heat (65°C)

**Packaging**

Packaging Option	Packaging Specification	Quantity	Quantity & Packaging Code
12mm Tape and Reel	EIA RS-481-1 (IEC 286, part 3)	500	UR
		2500	ER

**Average Time Current Curves**



**Dimensions**



**Part Numbering System**



**Example:**  
0.62 Amp product is 0459 **.062** UR (.5 Amp product shown above).