

4

3

2

1

THIS DRAWING IS UNPUBLISHED.

RELEASED FOR PUBLICATION

-. - .

© COPYRIGHT - By TE CONNECTIVITY

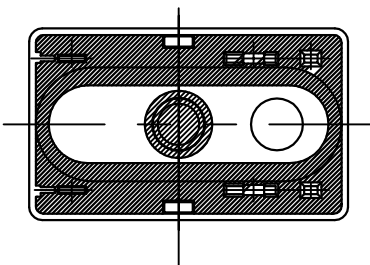
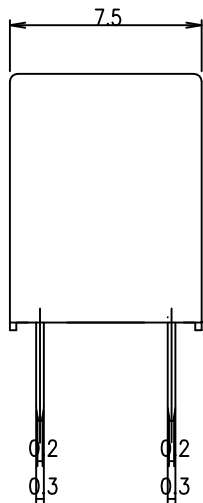
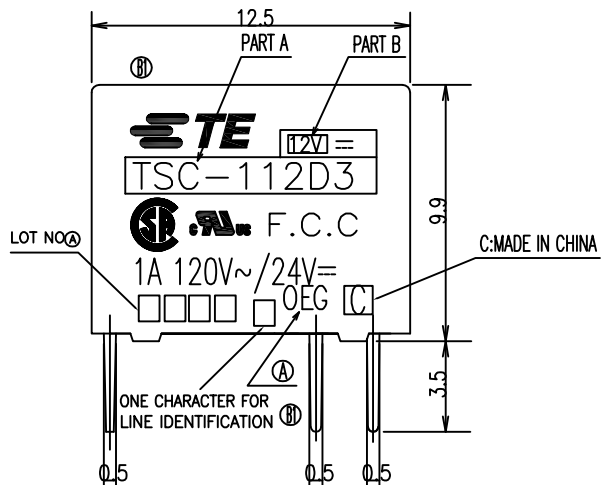
ALL RIGHTS RESERVED.

LOC
HB

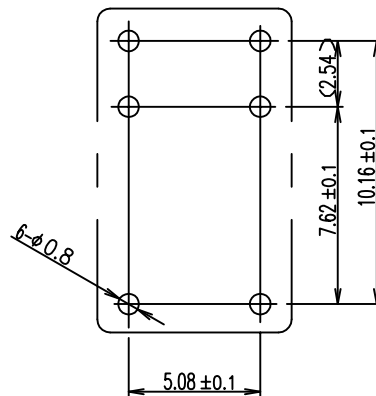
DIST
-

REVISIONS

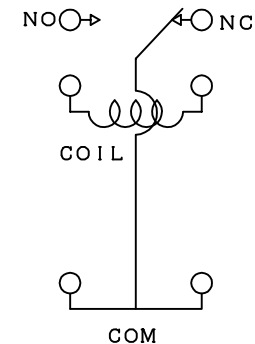
P	LTR	DESCRIPTION	DATE	DWN	APVD
B1		1.CHANGE TE LOGO 2.ADD LINE IDENTIFICATION 3.PN OBSOLETE 4.TERMINALS TOLERANCE CLARIFICATION	ECO-11-018616	04-MAY-12	P.L. B.H.Y.



DRILLING DIAGRAM (BOTTOM VIEW)



CONNECTION DIAGRAM (BOTTOM VIEW)



GENERAL TOLERANCE

DIAGRAM DIMENSION	TOLERANCE
0.99mm max.	±0.1mm
1 - 2.99mm	±0.2mm
3mm min.	±0.3mm

THIS DRAWING IS A CONTROLLED DOCUMENT.

DIMENSIONS: mm	TOLERANCES UNLESS OTHERWISE SPECIFIED: 0 PLC ± - 1 PLC ± - 2 PLC ± - 3 PLC ± - 4 PLC ± - ANGLES ± -
MATERIAL	FINISH

DWN N.FUNAYAMA	TE Connectivity		
CHK H.SASAKI	TSC STANDARD TYPE		
APVD A.NAGAI	NAME	SIZE	RESTRICTED TO
PRODUCT SPEC		A3 00779	
APPLICATION SPEC	DRAWING NO	C=1461184	
WEIGHT	SCALE	SHEET	REV
CUSTOMER DRAWING	5:1	1 OF 2	B1

THIS DRAWING IS UNPUBLISHED.

RELEASED FOR PUBLICATION

-. - .

© COPYRIGHT - By TE CONNECTIVITY

ALL RIGHTS RESERVED.

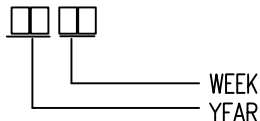
LOC HB DIST -

REVISIONS

P	LTR	DESCRIPTION	DATE	DWN	APVD
-	-	SEE SHEET 1	-	-	-

(A) NOTES:

1. LOT NO. SYSTEM AS FOLLOWING:



- (B1) 2. TERMINAL DIMENSIONS BEFORE SOLDER DIP
- (B1) 3. FOR THE TIN-PLATING OF THE PINS:
+0.1mm FOR WIDTH, THICKNESS AND DIAMETER
+0.5mm FOR LENGTH

(B1)

No.	TE PART NO	PART A	PART B	PRODUCT SPRC NO	STATUS
n	2-1419130-6	TSC-124D3	24V	108-79496	OBSOLETE
m	1461184-6	TSC-118D3	18V	108-79495	OBSOLETE
l	2-1419130-0	TSC-112D3	12V	108-79494	OBSOLETE
k	1461184-5	TSC-109D3	9V	108-79493	OBSOLETE
j	1461184-4	TSC-106D3	6V	108-79492	OBSOLETE
i	1419130-9	TSC-105D3	5V	108-79491	OBSOLETE
h	1461184-3	TSC-103D3	3V	108-79490	OBSOLETE
g	2-1419130-7	TSC-124L3	24V	108-79489	ACTIVE
f	1461184-2	TSC-118L3	18V	108-79488	OBSOLETE
e	2-1419130-3	TSC-112L3	12V	108-79487	OBSOLETE
d	1-1419130-7	TSC-109L3	9V	108-79486	OBSOLETE
c	1461184-1	TSC-106L3	6V	108-79485	OBSOLETE
b	1-1419130-1	TSC-105L3	5V	108-79484	OBSOLETE
a	2-1440003-0	TSC-103L3	3V	108-79483	OBSOLETE

RELAY TYPE

UL-94	FINISH	MATERIAL	DESCRIPTION	ITEM
		EPOXY RESIN	SEAL (CASE&BASE) MIX	14
		SOLDER DIP	Cu ALLOY COIL TERMINAL	13
94V-0		PBT	BOBBIN	12
		UEW	MAGNETIC WIRE	11
94V-0		PBT	CASE	10
	Ni P	STEEL	YOKE	9
	Ni P	STEEL	ARMATURE	8
	Ni P	STEEL	CORE	7
	SOLDER DIP	Cu ALLOY	MOVABLE SPRING	6
	SOLDER DIP	Cu ALLOY	B TERMINAL	5
	SOLDER DIP	Cu ALLOY	M TERMINAL	4
	GS CLAD	Aq ALLOY	MOVABLE CONTACT	3
	GS CLAD	Aq ALLOY	B CONTACT	2
	GS CLAD	Aq ALLOY	M CONTACT	1

THIS DRAWING IS A CONTROLLED DOCUMENT.

DWN N.FUNAYAMA
CHK H.SASAKI
APVD A.NAGAI

TE Connectivity

TSC STANDARD TYPE

SIZE A3 CAGE CODE 00779 C=1461184 DRAWING NO
RESTRICTED TO

MATERIAL FINISH WEIGHT APPLICATION SPEC PRODUCT SPEC

CUSTOMER DRAWING SCALE 5:1 SHEET 2 OF 2 REV B1

