

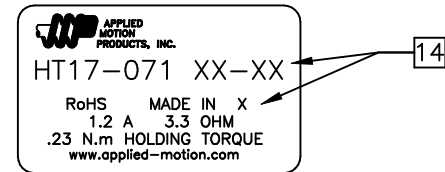
SPECIFICATIONS:	
STEPS PER REVOLUTION: 200	ROTOR INERTIA: 54.0 G-CM ² (.295 OZ-IN ²) REF
STEP ANGLE: 1.8°	HOLDING TORQUE: 2.4KG-CM (33.3 OZ-IN)MIN ¹
STEP TO STEP ACCURACY: ±5 % ¹ , ²	DETENT TORQUE: 72 G-CM (1.0 OZ-IN) MIN
POSITIONAL ACCURACY: ±5 % ¹ , ³	
HYSTERESIS: - %	INSULATION CLASS: B
WINDING RESISTANCE: 3.3 OHM ±10% AT 25° ⁷	BEARINGS: ABEC 3, DOUBLE SHIELDED
WINDING INDUCTANCE: 3.6 mH ± 20% ⁸	WEIGHT: 258 G (9.1 OZ) APPROXIMATE
PHASE VOLTAGE: 4.0 VDC	TEMP. RISE: 80°C MAX. ⁹
PHASE CURRENT: 1.2 AMP (RATED)	OPERATING TEMP. RANGE: -10 TO 40 °C
	STORAGE TEMP. RANGE: -40 TO 70 °C
SHAFT RUNOUT: 0.013 T.I.R.	RELATIVE HUMIDITY RANGE: 5 TO 95 %
RADIAL PLAY: 0.025 MAX WITH .5KG RADIAL LOAD.	
END PLAY: 0.075 MAX WITH 1.0KG AXIAL LOAD.	

HT17-071

REVISIONS				
ECO NO.	REV	DESCRIPTION	DATE	APPROVED
3847	A	INITIAL RELEASE	2-16-94	<i>K. Nordik</i>
3930	B	CHANGE H.T. WAS: 2.6KG	4-13-96	<i>K. Nordik</i>
5009	C	ADD "17HT39D" DBL SFT REQD	7/26/02	<i>B. Hazelwood</i>
5070	D	CHG HT17-071P TO 17HT39P	7/23/03	<i>B. Hazelwood</i>
5235	E	ADD EU COMPLIANCE NOTES	8/25/05	<i>B. Hazelwood</i>
5251	F	TEXT CHANGED FOR CLARITY	11/22/05	<i>B. Hazelwood</i>
6018	G	ADD MECH DATA	10/29/09	<i>J. Nordik</i>
6042	H	REVISE ENCODER HOLES	12/23/09	<i>J. Nordik</i>
6082	J	ADD ENCODER HOLES	3/3/10	

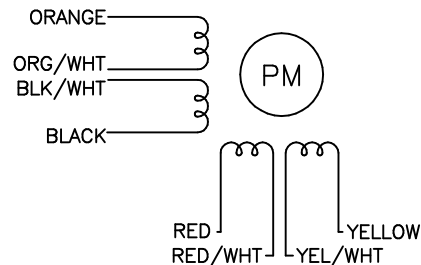
NOTES, UNLESS OTHERWISE SPECIFIED:

- ¹ MEASUREMENTS MADE AT RATED CURRENT IN EACH PHASE.
- ² BETWEEN ANY TWO ADJACENT STEP POSITIONS.
- ³ MAXIMUM ERROR IN 360°.
4. HIPOT 500 VAC FOR ONE MINUTE.
- ⁵ LEADS: 8 ,AWG 26,7 STRAND MIN.,UL AND CSA APPROVED, UL 3265.
6. INSULATION RESISTANCE: 100 MEGOHMS MIN AT 500 VDC.
- ⁷ AS MEASURED ACROSS ANY WINDING.
- ⁸ AS MEASURED ACROSS ANY WINDING USING AN A.C. INDUCTANCE BRIDGE (1 KHz).
- ⁹ AS MEASURED BY THE CHANGE IN RESISTANCE METHOD, WITH RATED VOLTAGE APPLIED TO 2 PHASES; WITH MOTOR AT REST.
10. HIGH TORQUE MOTOR DESIGN.
11. ROTOR & STATOR LAMINATION MATERIAL: 0.5mm thk, SEE AMP STD SPEC #1500-062.
- ¹² SHAFT OPTION: IF DOUBLE SHAFT REQUIRED ADD "D" TO END OF PART NUMBER.
13. THIS MOTOR TO BE MANUFACTURED IN COMPLIANCE WITH EU DIRECTIVE "ROHS 2002/95/EC".
- ¹⁴ MOTOR LABEL TO INCLUDE "ROHS" COMPLIANT, 'MADE IN (COUNTRY OF ORIGIN)' AND DATE CODE.

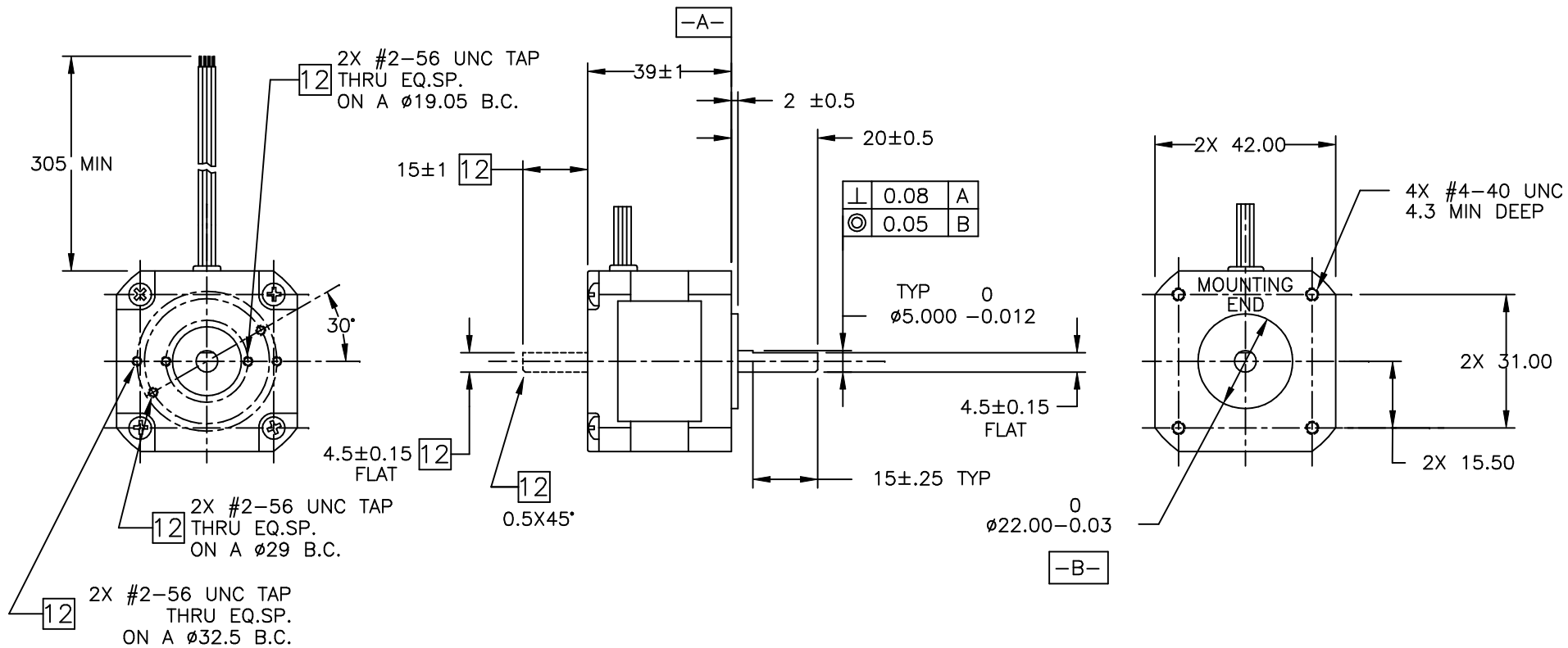


SWITCHING SEQUENCE FOR CW ROTATION
FACING MOUNTING END

STEP	ORANGE	BLACK	RED	YELLOW
0	+	-	+	-
1	-	+	+	-
2	-	+	-	+
3	+	-	-	+
4	+	-	+	-



CONTRACT NO. CAT		APPLIED MOTION PRODUCTS, INC.			
APPROVALS	DATE	STEP MOTOR OUTLINE			
DRAWN <i>R. BARRICK</i>	<i>1/11/94</i>				
CHECKED <i>B. Corser</i>	<i>2/16/94</i>	B	COMPUTER DATA BASE DRAWING	DWG NO. HT17-071	REV J
APPROVED <i>K. Nordik</i>	<i>2/16/94</i>		SCALE: FULL	SHEET 1 OF 2	
APPROVED <i>B. Hazelwood</i>	<i>7/26/02</i>				



TOLERANCES		THIRD ANGLE PROJECTION		APPLIED MOTION PRODUCTS, INC.	
DECIMALS: MM (INCH) X.XXX = \pm (.005) X.XX = ± 0.13 (.010) X.X = ± 0.25 (.020)					
ANGLES: MACH. = $\pm 5^\circ$ CHAM. = $\pm 5^\circ$		APPROVALS	DATE	STEP MOTOR OUTLINE	
		DRAWN <i>R. JONEZ</i>	10/22/09	B	REV J
COMPUTER DATA BASE DRAWING		CHECKED		DWG NO. HT17-071	
		APPROVED		SCALE: NONE	SHEET 2 OF 2