



NEW!

SMT Common Mode Chokes – SBU9



- Low profile, surface mount design
- Eliminates most line conducted common mode noise.
- Provides significant attenuation of common mode noise across a broad range of frequencies.
- 1500 Vrms, one minute isolation between windings.

Core material Ferrite

Terminations RoHS compliant tin-silver over copper.

Weight 2.4 – 2.7 g

Ambient temperature –40°C to +125°C

Storage temperature Component: –40°C to +125°C.

Tape and reel packaging: –40°C to +80°C

Moisture Sensitivity Level (MSL) 1 (unlimited floor life at <30°C / 85% relative humidity)

Failures in Time (FIT) / Mean Time Between Failures (MTBF)

38 per billion hours / 26,315,789 hours, calculated per Telcordia SR-332

Packaging 350/13" reel; Plastic tape: 32 mm wide, 0.5 mm thick, 20 mm pocket spacing, 8.5 mm pocket depth

PCB washing Tested with pure water or alcohol only. For othersolvents, see Doc787_PCB_Washing.pdf

| Part number ¹ | Impedance max (kOhms) | Frequency range @ 75% of impedance max | DCR ² (Ohms) | I _{rms} ³ max (A) | Inductance ⁴ L1, L2 min (mH) | Inductance difference L1 - L2 max (µH) |
|--------------------------|-----------------------|--|-------------------------|---------------------------------------|---|--|
| SBU9-103R25L_ | 112 @ 226 kHz | 243–284 | 2.5 | 0.25 | 10.0 | 200 |
| SBU9-2820R5L_ | 30.0 @ 563 kHz | 462–671 | 0.70 | 0.50 | 2.8 | 50 |
| SBU9-1320R7L_ | 15.9 @ 857 kHz | 691–1059 | 0.38 | 0.70 | 1.3 | 50 |
| SBU9-6011R0L_ | 7.99 @ 1250 kHz | 920–1673 | 0.20 | 1.00 | 0.6 | 25 |

1. When ordering, please specify **packaging** code:

SBU9-6011R0LD

Packaging: D = 13" machine-ready reel. EIA-481 embossed plastic tape 350 parts per full reel).

B = Less than full reel. In tape, but not machine ready. To have a leader and trailer added (\$25 charge), use code letter D instead.

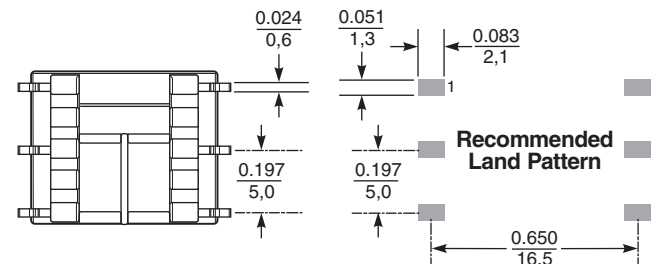
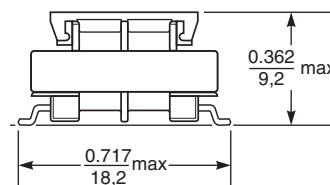
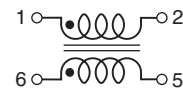
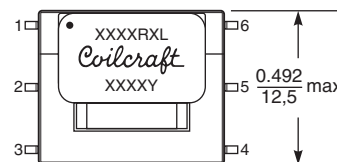
2. DCR is per winding.

3. Current that causes a 40°C rise from 25°C ambient.

4. Inductance tested at 1 kHz, 1 Vrms, 0 Adc on an Agilent/HP 4284A LCR-meter or equivalent.

5. Electrical specifications at 25°C.

Refer to Doc 362 "Soldering Surface Mount Components" before soldering.



Dimensions are in $\frac{\text{inches}}{\text{mm}}$



www.coilcraft.com

US +1-847-639-6400 sales@coilcraft.com

UK +44-1236-730595 sales@coilcraft-europe.com

Taiwan +886-2-2264 3646 sales@coilcraft.com.tw

China +86-21-6218 8074 sales@coilcraft.com.cn

Singapore + 65-6484 8412 sales@coilcraft.com.sg

Document 1102-1 Revised 03/25/13

© Coilcraft Inc. 2013

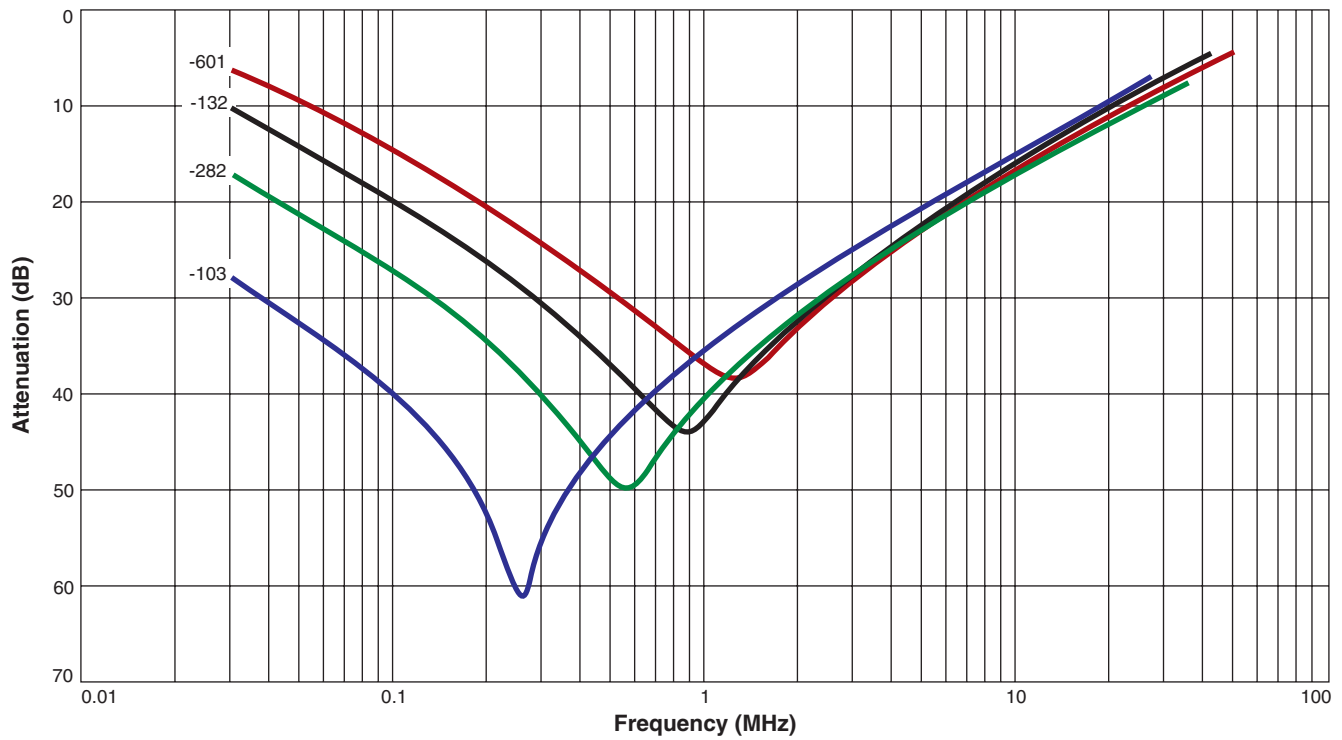
This product may not be used in medical or high risk applications without prior Coilcraft approval. Specification subject to change without notice. Please check web site for latest information.

NEW!

Common Mode Chokes – SBU9 Series



Typical Attenuation (Ref 50 Ohms)



Typical Impedance

